

# Explore Wax Crayon

There are lots of ways to use wax crayons in exploratory ways with young learners. Explore the potential of wax crayon to create new and exciting marks using techniques such as wax resist and sgraffito.

[Join AccessArt](#) to watch the full video.

---

	Please log in here to access full content.	
Username	<input type="text"/>	
Password	<input type="password"/>	
	<input type="button" value="Login"/>	<input checked="" type="checkbox"/> Remember me
	<a href="#">Forgot Password</a>	

To access all content, I would like to join as...

An Individual



Creative practitioners, educators, teachers, parents, learners...

From £3.50

**An Organisation...**



Schools, Colleges, Arts Organisations: Single and Multi-Users  
From £42

*AccessArt is a UK Charity and we believe everyone has the right to be creative. AccessArt provides inspiration to help us all reach our creative potential.*

---

**DALER**   
**ROWNEY**



**You May Also Like...**

**Collaging with Wax Crayon Rubbings**





## **Red to Green: Wax Resist and Scraffito**



## **Autumn Floor Textiles**



## Explorer's Books: Collecting Colour



---

## Concertina Landscapes

# See This Resource Used In Schools...




## You May Also Like

**Manipulating Forms in Landscape Painting**



## **Imaginary Landscape**



---

## **Digital Collage and Image Manipulation**




# You May Also Like...

## Pathway: Explore and Draw



## [Featured in the 'Explore and Draw' Pathway](#)

## Talking Points: Artists as Collectors and explorers



**insect hotels**



---

**Taking Photos of 3D Artwork**

**You May Also Like...**

**Pathway: An Exploration of Coal Mining**




[This resource is features in the 'An Exploration of Coal Mining' pathway](#)

**Exploring Scale with Green Screen**



**painting on a screen**



---

## Collaging with Wax Crayon Rubbings

**DALER**   
**ROWNEY**





**See This Resource Used In  
Schools**





## **You May Also Like...**


### **Transforming Objects**



### **Autumn Floor Textiles**



## **Imaginary landscapes**



---

## **Exploring A Midsummer Night's Dream: Recounting the Story**

---

**Exploring A Midsummer Night's  
Dream: Making Magic Spells**

---

**Exploring A Midsummer Night's  
Dream: Creating a Forest  
Collage Part Two**

---

**Exploring A Midsummer Night's  
Dream: Creating a Forest  
Collage Part One**

---

**Exploring A Midsummer Night's  
Dream: Costume Design for**



# Bottom

## See This Resource Used in Schools...

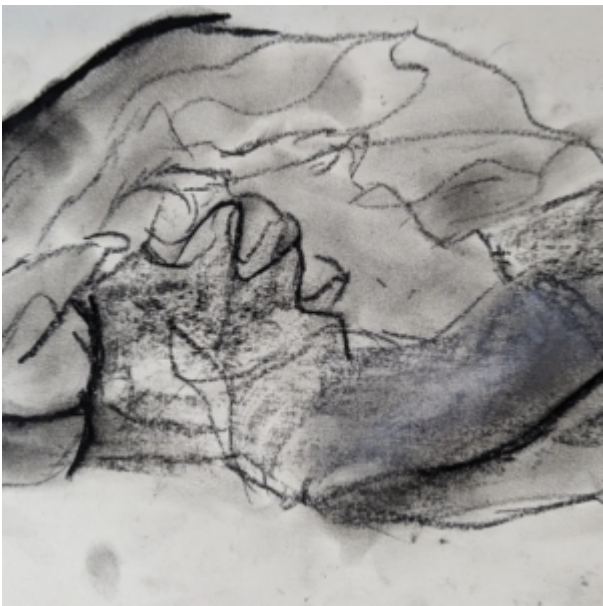





---

## **Exploring A Midsummer Night's Dream Through Art: Ancient Greek Dress Portraits**

**See This Resource Used In  
Schools...**









---

# Introduction to Chalk Pastels

---

## Analogue Drawing

### What We Like About This Resource...

*“This activity highlights how visual communication can be used to convey emotion. When artwork is relatable in a human and emotive way it can be really powerful. Learning how to translate feeling into mark-making is a really important skill and can help children break down the essence of a range of their own emotions, and communicate it to others. Explore colour and a range of materials to enrich this experience.” – Tobi, AccessArt.*

---

## Drawing With Your Feet

# What We Like About This Resource

*“I love this resource because I can picture the energy in the classroom whilst students enjoy the process of mark-making using their feet. Creating drawings with parts of the body other than hands can be really freeing; students will hopefully look at their drawings in a less critical way, with the emphasis of the activity being more about the process than the outcome. It might be a nice addition to use a viewfinder to zoom in on areas where the marks collide in interesting ways” – Tobi, AccessArt.*

---

## Drawing with Sticks

# What We Like About This Resource

*“This is a great activity to get students to think about drawing in a different way. Extending reach and accepting a lack of control can lead to really exciting and energised mark-making. It’s great to see that this resource has also been used in SEND*

*settings, demonstrating its accessibility.” – Tobi, AccessArt.*

---

**Exploring Macbeth Through  
Art: Storyboards**

---

**Exploring Macbeth Through  
Art: Out Damn Spot!**

---

**Exploring Macbeth Through  
Art: Light and Dark Posters**

---

**Exploring Macbeth Through  
Art: Macbeth Portraits**

---

# Exploring Macbeth Through Art: Witch's Capes