

# Insect Hotels

By [Tobi Meuwissen](#)

In this two-part resource exploring making and drawing, students will have the opportunity to create insect hotels using natural materials sourced from their local area. They will go on to create drawings inspired by their insect hotels, experimenting with different materials and mark-making. This activity can be adapted for age groups and can be linked to curriculum topics in science such as mini beasts and habitats. [Become a member](#) to access the full post below.



---

	Please log in here to access full content.
Username	<input type="text"/>
Password	<input type="password"/>
	<input type="button" value="Login"/> <input checked="" type="checkbox"/> Remember me
	<a href="#">Forgot Password</a>

To access all content, I would like to join as...

An Individual



Creative practitioners, educators, teachers, parents, learners...

From £3.50

**An Organisation...**



Schools, Colleges, Arts Organisations: Single and Multi-Users  
**From £42**

*AccessArt is a UK Charity and we believe everyone has the right to be creative. AccessArt provides inspiration to help us all reach our creative potential.*

---

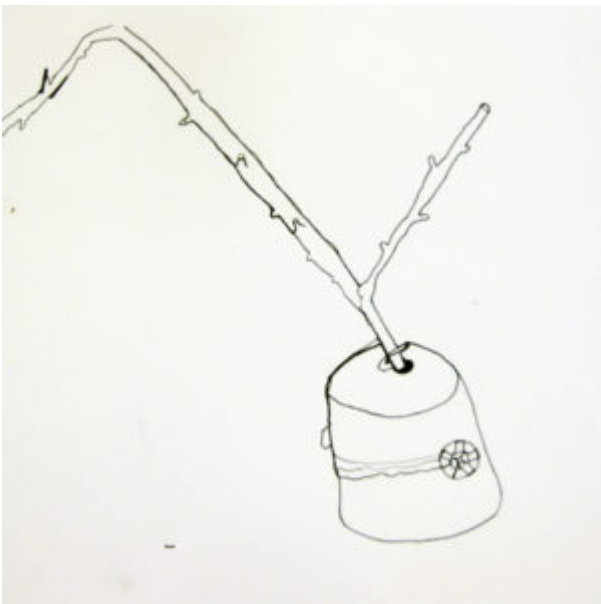
## You May Also Like

**patterns with nature**





## **Continuous Line Drawings of sticks**



## **Making a Mask from Sticks and Tissue Paper**



---

## Painting with Poster Paint

“I really like how this resource provides lots of interesting and exciting ways for poster paint to be used. It combines observational drawing and painting with more abstract pattern providing a breadth of exploration. Giving learners the opportunity to explore the properties of poster paint as well as seeing how it responds to different materials will help to nurture imaginations as well as providing support for the development of basic skillsets.” – Rachel, AccessArt

---

## Drawing with Soft Pencils



**DALER**   
**ROWNEY**

**You May Also Like**

**Shells: Observational and Imaginative  
Drawing**



**All graphite resources**



**introduction to graphite**





---

**Explore Wax Crayon**

**DALER**   
**ROWNEY**



## **You May Also Like...**

### **Collaging with Wax Crayon Rubbings**



### **Red to Green: Wax Resist and Scraffito**



## **Autumn Floor Textiles**



## **Explorer's Books: Collecting Colour**



---

## Concertina Landscapes

See This Resource Used In  
Schools...





**You May Also Like**

**Manipulating Forms in Landscape Painting**



**Imaginary Landscape**





---

# Digital Collage and Image Manipulation


## You May Also Like...

Pathway: Explore and Draw



## Featured in the 'Explore and Draw' Pathway

**Talking Points: Artists as Collectors and explorers**



**insect hotels**



---

## **Taking Photos of 3D Artwork**

### **You May Also Like...**

**Pathway: An Exploration of Coal Mining**




[This resource is features in the 'An Exploration of Coal Mining' pathway](#)

**Exploring Scale with Green Screen**



painting on a screen



---

**Collaging with Wax  
Crayon Rubbings**



**DALER**   
**ROWNEY**



**See This Resource Used**

# In Schools



## You May Also Like...

**Transforming Objects**



## **Autumn Floor Textiles**



## **Imaginary landscapes**



---

**Exploring A Midsummer  
Night's Dream:  
Recounting the Story**

---

**Exploring A Midsummer  
Night's Dream: Making**

# **Magic Spells**

---

**Exploring A Midsummer  
Night's Dream: Creating  
a Forest Collage Part  
Two**

---

**Exploring A Midsummer  
Night's Dream: Creating  
a Forest Collage Part  
One**



# Exploring A Midsummer Night's Dream: Costume Design for Bottom

See This Resource Used in Schools...



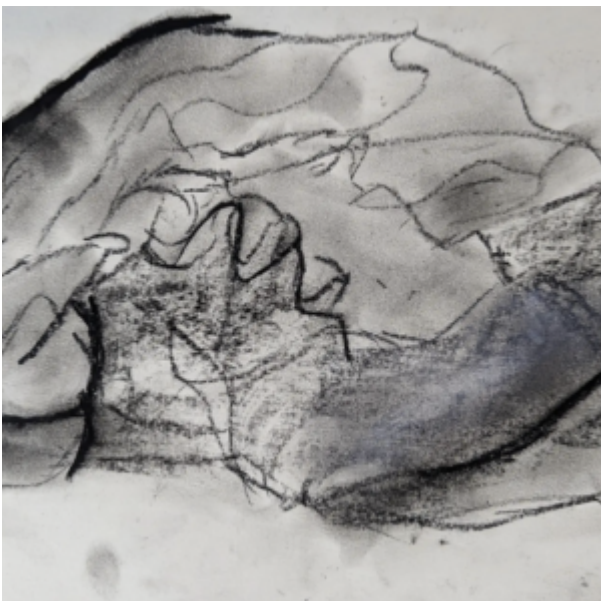



---

**Exploring A Midsummer  
Night's Dream Through**

# Art: Ancient Greek Dress Portraits

See This Resource Used  
In Schools...









---

# **Introduction to Chalk Pastels**

---

**Analogue Drawing**

**What We Like About This**



# Resource...

*“This activity highlights how visual communication can be used to convey emotion. When artwork is relatable in a human and emotive way it can be really powerful. Learning how to translate feeling into mark-making is a really important skill and can help children break down the essence of a range of their own emotions, and communicate it to others. Explore colour and a range of materials to enrich this experience.” – Tobi, AccessArt.*

---

## Drawing With Your Feet

## What We Like About This

# Resource

*“I love this resource because I can picture the energy in the classroom whilst students enjoy the process of mark-making using their feet. Creating drawings with parts of the body other than hands can be really freeing; students will hopefully look at their drawings in a less critical way, with the emphasis of the activity being more about the process than the outcome. It might be a nice addition to use a viewfinder to zoom in on areas where the marks collide in interesting ways” – Tobi, AccessArt.*

---

## Drawing with Sticks

# What We Like About This Resource

*“This is a great activity to get students to think about drawing in a different way. Extending reach and accepting a lack of control can lead to really exciting and energised mark-making. It’s great to see that this resource has also been used in SEND settings, demonstrating its accessibility.” – Tobi, AccessArt.*

---

**Exploring  
Through  
Storyboards**

**Macbeth  
Art:**

---

# **Exploring Macbeth Through Art: Out Damn Spot!**