

# Water Soluble Felt-Tips With Complementary Colours

By [Zoe Coughlan](#)

In this resource Zoe Coughlan shows us how she uses water soluble felt tips and watercolour to explore complementary colours with her class. This activity will help students understand colour mixing, and warm and cold colours, whilst also developing their observational drawing skills. This activity was run with a Year 8 class (ages 12-13) but can be used with students across Key Stage 2 and Key Stage 3 and will cover a 60 minute lesson.



---

	Please log in here to access full content.
Username	<input type="text"/>
Password	<input type="password"/>
	<input type="button" value="Login"/> <input checked="" type="checkbox"/> Remember me
	<a href="#">Forgot Password</a>

To access all content, I would like to join as...

An Individual



Creative practitioners, educators, teachers, parents, learners...

From £3.50

## An Organisation...




Schools, Colleges, Arts Organisations: Single and Multi-Users  
From £42

*AccessArt is a UK Charity and we believe everyone has the right to be creative. AccessArt provides inspiration to help us all reach our creative potential.*

---

## See How This Resource Is Used in Schools...





**You May Also Like...**

**Pathway: Spirals**



[This resource is in the 'Spirals' pathway.](#)

the drawing journey



**Layered Colour Gestural Drawing**



---

# **Animal Habitats: An Ecological Mural of Planet Earth**

Vicki Ostersen visits her local Primary School to create a beautiful large scale mural of animals in their natural habitats.

---

# **Shadow Puppet Making and Performance**

How Middle Eastern architecture was the inspiration behind a shadow puppet show for a year 4 class. A great opportunity for children to learn the technical aspects of making puppets, but

also using narrative and story to create a performance.

---

## **Back – Painted Portraits**

How to create portraits using an effective back painted technique. A great activity to explore less traditional portraiture methods that is suitable for a wide range of primary age groups.

---

## **Mark Making & Sound: Part Three**

### **You May Also Like...**

**Pathway: Music and art**



[This is featured in the 'Music and Art' pathway](#)

**Mark Making & Sound: Part One**



**Mark Making & Sound: Part Two**



---

## Mark Making & Sound: Part Two

### You May Also Like...

Pathway: Music and art




[This is featured in the 'Music and Art' pathway](#)

## Mark Making & Sound: Part One



## Mark Making & Sound: Part Three



# Mark-Making & Sound: Part One

## You May Also Like...

Pathway: Music and art




[This is featured in the 'Music and Art' pathway](#)

Mark Making & Sound: Part Two



## **Mark Making & Sound: Part Three**



## **Drawing to a Slow Rhythm**



**Inspired by Miro**



**Drawing to Music**



---

# **Ink Collage Inspired by The Wolf Wilder**

Using a well loved children's book as a starter for creating a beautiful and varied collage using different inking techniques.

---

**AccessArt  
Prompt Cards**

---

**Drawing**

**Introduction To Forest  
Of Imagination**

---

**You And Me Make Tree**

---

**Patterns with Nature**


# You May Also Like...

**Pathway: Explore and Draw**




**Featured in the 'Explore and Draw' Pathway**

**Talking Points: Artists as Collectors and explorers**



## AccessArt Digital Resources



---

## Making a Scroll Drawing

---

# Shells: Observational and Imaginative Drawing

## You May Also Like...

### Still Life Compositions



[Create and paint your own still life composition inspired by Cézanne](#)

### Drawing Spiral Snails



[Explore spirals found in nature with this mixed media workshop](#)

## Drawing Spirals



[Explore drawing using whole body movements](#)

# **Hands, Feet and Flowers**

How to get creative by replacing paint brushes with our hands and feet to make large scale collaborative paintings.

---

## **Looking for Hope in the Small Things**

---

## **One Roll of Paper, Two Activities**

---

---

# Botanical Fairies

---

**Draw your Granny and  
Grandpa or Any Relative  
You Love!**

The Nonna Maria Drawing Challenge by Luca Damiani

---

## Galaxy Painting