

Sketchbook Journey At Haslingfield Primary School

By Katherine Woodard

Katherine Woodard has been teaching Art and Design for over 20 years and is currently the KS2 Coordinator of Art at Haslingfield School. Katherine specialised in Fine Art at university and has carried this experience with her throughout her teaching career, encouraging her students to nurture their creativity through the use of sketchbooks. In this post Katherine talks about a sketchbook journey and the importance of students using their sketchbooks to record inspirations, experiments and creative growth.



	Please log in here to access full content.	
Username		<input type="text"/>
Password		<input type="password"/>
	<input type="button" value="Login"/>	<input checked="" type="checkbox"/> Remember me
	Forgot Password	

To access all content, I would like to join as...

An Individual



Creative practitioners, educators, teachers, parents, learners...

From £3.50

An Organisation...



Schools, Colleges, Arts Organisations: Single and Multi-Users
From £42

AccessArt is a UK Charity and we believe everyone has the right to be creative. AccessArt provides inspiration to help us all reach our creative potential.

Which Artists: Jason Line

What We Like About This Resource...

“It’s always so inspiring to hear how different artists work and we particularly like the detailed references Jake makes to his process – marking out the composition using neutral tones; adding and taking away compositional elements and gradually building in more colour and detail. Delivering a still life session in a classroom could begin with this process and encourage the practice of looking at positive and negative space. Some suggested resources below also touch on this”. – *Rachel, AccessArt*

You Might Also Like...



[Tackling Still Life for Children](#)



Drawing Negative Space



Visual Arts Planning: Still Life

Dropped Cone Sculptures with

Julia Rigby

What We Like About This Resource...

“There’s a really fun element to this activity which is you can imagine all children really enjoying! The idea of food on large scale is a great starter for a sculpture project and an early exploration of working in 3D. What’s really positive to see in this project is how the children used their sketchbooks to design their ice creams prior to working in 3D. They then had the opportunity to re visit and refine their ideas as they worked. This provides a solid foundation for the concept of design development and design through making- both of which underpin any visual arts or design project or profession. For more support on how to develop sketchbook practice in your setting please see our [Sketchbook Journey](#)” – Rachel, AccessArt

You Might Also Like...



Art Club Cafe



Communal Drawing: Summer Picnic



[Redesigning Food Packaging](#)

Portrait Club

What We Like About This Resource...


"We're really grateful to Jake from Draw Brighton for sharing this activity which became so well received during lockdown 2020.

This is the perfect reminder that wherever we are in the digital or physical world, we have our eyes, hands and faces, and drawing provides a wonderful opportunity to come together in small

groups to make sketches of each other. Use this activity as an ice breaker before a workshop, or as a transition activity between classes or events. Thank you Jake!" Paula, AccessArt

You Might Also Like...

Pathway: Exploring Identity



[This is featured in the 'Exploring Identity' pathway](#)

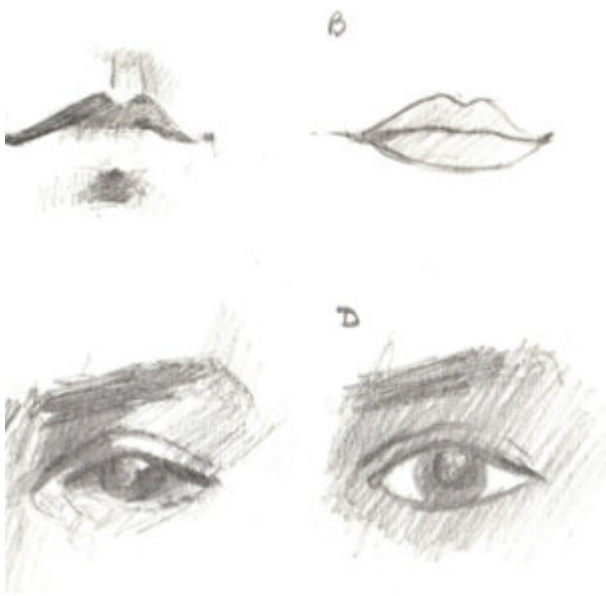
Talking Points: Njideka Akunyili Crosby



Making Physical or Digital Layered Portraits



Introduction to Portraits



Exploring Portraits in Graphite, Collage and Clay



Connecting With Nature

Through Art

Lino Printing Inspired by Gestural Drawings

Movement Maps

Finding Marks Through Drawings Made by Artists

See This Resource Used In Schools



You May Also Like...

Pathway: Typography and Maps



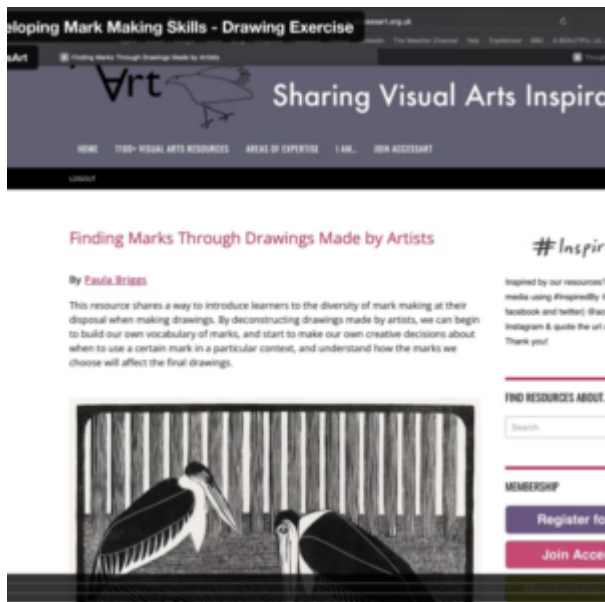
[This is featured in the 'Typography and Maps' pathway](#)

Pathway: Cloth, thread, paint




[This is featured in the 'Cloth, Thread, Paint' pathway](#)

Session Recording: Finding Marks Made by Artists



Water Soluble Felt-Tips With Complementary Colours

See How This Resource Is Used in Schools...





You May Also Like...

Pathway: Spirals



[This resource is in the 'Spirals' pathway.](#)

the drawing journey



Layered Colour Gestural Drawing



Animal Habitats: An Ecological Mural of Planet Earth

Vicki Ostensen visits her local Primary School to create a beautiful large scale mural of animals in their natural habitats.

Shadow Puppet Making and Performance

How Middle Eastern architecture was the inspiration behind a shadow puppet show for a year 4 class. A great opportunity for children to learn the technical aspects of making puppets, but

also using narrative and story to create a performance.

Back – Painted Portraits

How to create portraits using an effective back painted technique. A great activity to explore less traditional portraiture methods that is suitable for a wide range of primary age groups.

Mark Making & Sound: Part Three

You May Also Like...

Pathway: Music and art



[This is featured in the 'Music and Art' pathway](#)

Mark Making & Sound: Part One



Mark Making & Sound: Part Two



Mark Making & Sound: Part Two

You May Also Like...

Pathway: Music and art




[This is featured in the 'Music and Art' pathway](#)

Mark Making & Sound: Part One



Mark Making & Sound: Part Three



Mark-Making & Sound: Part One

You May Also Like...

Pathway: Music and art




[This is featured in the 'Music and Art' pathway](#)

Mark Making & Sound: Part Two



Mark Making & Sound: Part Three



Drawing to a Slow Rhythm



Inspired by Miro



Drawing to Music



Ink Collage Inspired by The Wolf Wilder

Using a well loved children's book as a starter for creating a beautiful and varied collage using different inking techniques.

**AccessArt
Prompt Cards**

Drawing

**Introduction To Forest
Of Imagination**

You And Me Make Tree

Patterns with Nature


You May Also Like...

Pathway: Explore and Draw



[Featured in the 'Explore and Draw' Pathway](#)

Talking Points: Artists as Collectors and explorers



AccessArt Digital Resources

