

Connecting With Nature Through Art

By [Mostyn de Beer](#)

Mostyn de Beer is an experienced artist educator based in Sweden. Mostyn is especially interested in environmental art; his practice investigates links between creating art and environmental education. In this post (the first in [a series](#)) Mostyn talks about his experience of making sculptures from natural materials, and contemplates how they can help participants connect to the natural world.



	Please log in here to access full content.	
Username	<input type="text"/>	
Password	<input type="password"/>	
	<input type="button" value="Login"/>	<input checked="" type="checkbox"/> Remember me
	Forgot Password	

To access all content, I would like to join as...

An Individual



Creative practitioners, educators, teachers, parents, learners...

From £3.50

An Organisation...



Schools, Colleges, Arts Organisations: Single and Multi-Users
From £42

AccessArt is a UK Charity and we believe everyone has the right to be creative. AccessArt provides inspiration to help us all reach our creative potential.

Lino Printing Inspired by Gestural Drawings

Movement Maps

Finding Marks Through Drawings Made by Artists

See This Resource Used In Schools





You May Also Like...

Pathway: Typography and Maps



[This is featured in the 'Typography and Maps' pathway](#)

Pathway: Cloth, thread, paint



[This is featured in the 'Cloth, Thread, Paint' pathway](#)

Session Recording: Finding Marks Made by

Artists



Finding Marks Through Drawings Made by Artists

By Paula Briggs

This resource shares a way to introduce learners to the diversity of mark making at their disposal when making drawings. By deconstructing drawings made by artists, we can begin to build our own vocabulary of marks, and start to make our own creative decisions about when to use a certain mark in a particular context, and understand how the marks we choose will affect the final drawings.

#Inspire

Inspired by our resources? Make using #InspireBy @vrt on Facebook and Twitter! @vrt Instagram & quote the url & Thank you!

FIND RESOURCES ABOUT...

Search

MEMBERSHIP



Register for

Join Access



Water Soluble Felt-Tips With Complementary Colours

See How This Resource Is Used in Schools...





You May Also Like...

Pathway: Spirals



[This resource is in the 'Spirals' pathway.](#)

the drawing journey



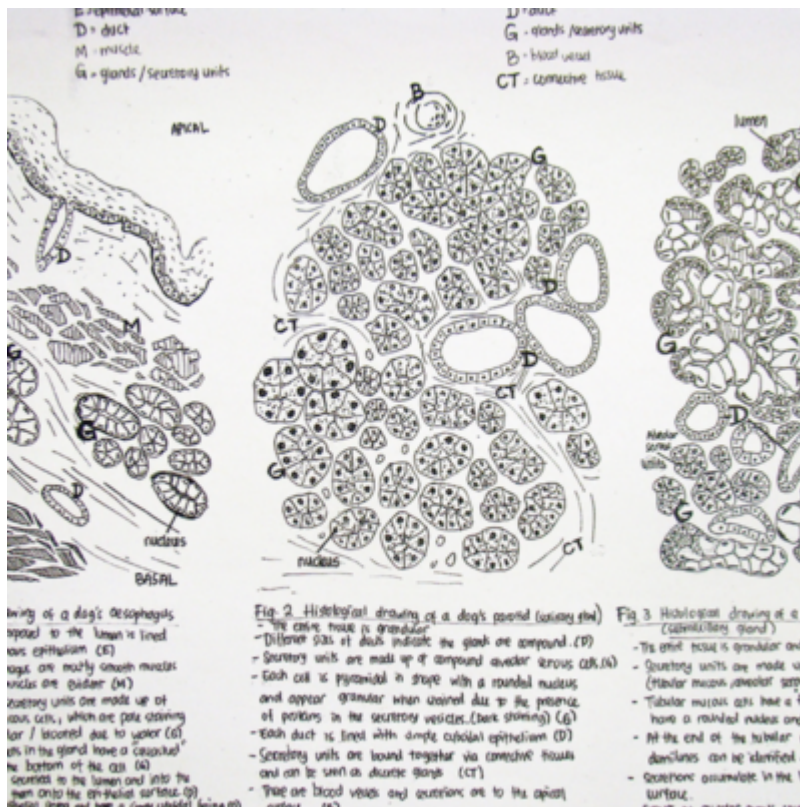
Layered Colour Gestural Drawing



Drawing for Learning in Anatomy, by Dr Fay Penrose

You might also like...

**University of Liverpool Veterinary
Science Schematic Drawing Task**



Fay shares her working process in using drawings as a means of building understanding

Drawing for Science, Invention and Discovery



[A collection of resources which explore methodical and chance drawing processes, together with visualisation, adaptation and memory drawing activities.](#)

Animal Habitats: An Ecological Mural of Planet Earth

Vicki Ostensen visits her local Primary School to create a beautiful large scale mural of animals in their natural habitats.

Shadow Puppet Making and Performance

How Middle Eastern architecture was the inspiration behind a shadow puppet show for a year 4 class. A great opportunity for children to learn the technical aspects of making puppets, but also using narrative and story to create a performance.

Back – Painted Portraits

How to create portraits using an effective back painted technique. A great activity to explore less traditional portraiture methods that is suitable for a wide range of primary age groups.

Mark Making & Sound: Part Three

You May Also Like...

Mark Making & Sound: Part One



Mark Making & Sound: Part Two



Pathway: Music and art



[This is featured in the 'Music and Art' pathway](#)


Mark Making & Sound: Part Two

You May Also Like...

Mark Making & Sound: Part One



Mark Making & Sound: Part Three



Pathway: Music and art



[This is featured in the 'Music and Art' pathway](#)


Mark Making & Sound: Part One

You May Also Like...

Mark Making & Sound: Part Two



Mark Making & Sound: Part Three



Pathway: Music and art



[This is featured in the 'Music and Art' pathway](#)

Drawing to a Slow Rhythm



Inspired by Miro



Drawing to Music



Ink Collage Inspired by The Wolf Wilder

Using a well loved children's book as a starter for creating a beautiful and varied collage using different inking

techniques.

AccessArt Drawing Prompt Cards

Introduction To Forest Of Imagination

You And Me Make Tree

Patterns with Nature


You May Also Like...

Pathway: Explore and Draw




Featured in the 'Explore and Draw' Pathway'

Talking Points: Artists as Collectors and explorers



AccessArt Digital Resources



Making a Scroll Drawing

Shells: Observational and Imaginative Drawing

You May Also Like...

Still Life Compositions



Create and paint your own still life composition inspired by Cezanne

Drawing Spiral Snails



Explore spirals found in nature with this mixed media workshop

Drawing Spirals



Explore drawing using whole body movements

Hands, Feet and Flowers

How to get creative by replacing paint brushes with our hands and feet to make large scale collaborative paintings.