

# Word and Image: Creating New Narratives

By [Joe Gamble](#)

*In this simple exercise, learners will explore the relationship between word and image through collage, experimenting with how combining the two can change context, create new narratives, and form stories in the process. They will use sketchbooks, collage and typography as a part of this exploration.*

*This exercise can be completed in 1-2 hours or spread out across a few sessions, depending on the abilities of learners or the time available. This resource is suitable for learners ages 16 and up.*

*Please [log in](#) below as a member to access the full resource.*

---

	Please log in here to access full content.	
Username	<input type="text"/>	
Password	<input type="password"/>	
	<input type="button" value="Login"/>	<input checked="" type="checkbox"/> Remember me
	<a href="#">Forgot Password</a>	

To access all content, I would like to join as...

**An Individual**



Creative practitioners, educators, teachers, parents, learners...

From £3.50

**An Organisation...**



Schools, Colleges, Arts Organisations: Single and Multi-Users  
**From £42**

*AccessArt is a UK Charity and we believe everyone has the right to be creative. AccessArt provides inspiration to help us all reach our creative potential.*

---

## **You May Also Like...**

**Teenagers write in invented text**



**Teenagers write in invented text**



**Monoprint to explore poetry**



## 3d Visual Maps



---


**Making a Ruler Drawing (of a Bag)**

---

# What I Ate in a Day

## You May Also Like

### Drawing Prompt Cards



### Watercolour Washes Inspired by the Tapestries of Henry Moore



**Paint Your corner Shop**



---

**Drawing from Life with Lance  
Richardson: 3 Sketchbook**

# Exercises

## You May Also Like

### Drawing From Life: How Artists Use Sketchbooks



### The Sketchbook Journey



**Video enabled resources: Sketchbooks**



---

**Manipulating Forms in  
Landscape Painting**

**See How This Resource Is Used  
in Schools...**





Kent landscape



Kent landscape







## **You Might Also Like...**

**Landscape Painting: Plein Air Painting**



**Working With and In the Landscape**



## Painting The Storm



---

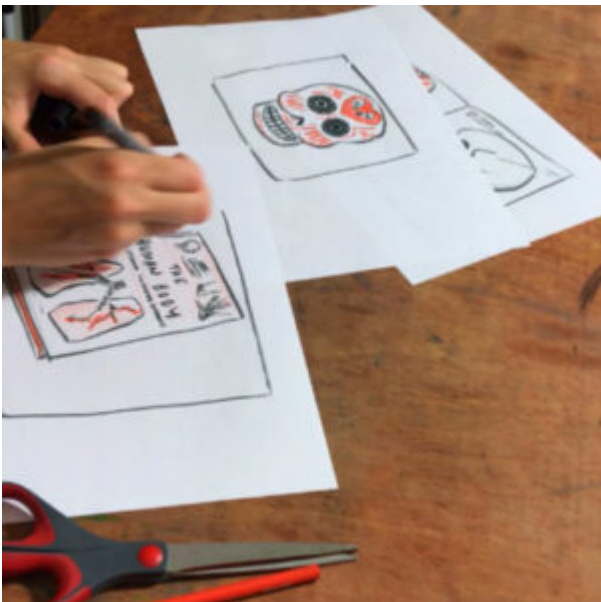
## Adapting AccessArt: Telling Stories

# You May Also Like

## Session Recording: Adapting AccessArt



## 3 panel challenge



## Creating Comics inspired by museum collections



---

# Deconstructing to Help You See

## You May Also Like

ten minutes, five times a week



**the drawing journey**



**all drawing resources**



---

## Painting with Poster Paint

“I really like how this resource provides lots of interesting and exciting ways for poster paint to be used. It combines observational drawing and painting with more abstract pattern providing a breadth of exploration. Giving learners the opportunity to explore the properties of poster paint as well as seeing how it responds to different materials will help to nurture imaginations as well as providing support for the development of basic skillsets.” – Rachel, AccessArt

---

## Drawing with Soft Pencils



**DALER**   
**ROWNEY**

**You May Also Like**

**Shells: Observational and Imaginative  
Drawing**



**All graphite resources**



**introduction to graphite**



---

**Explore Wax Crayon**

**DALER**   
**ROWNEY**



## **You May Also Like...**

### **Collaging with Wax Crayon Rubbings**



### **Red to Green: Wax Resist and Scraffito**



## **Autumn Floor Textiles**



## **Explorer's Books: Collecting Colour**



---

## Collecting Colour in my Moodboard Book

### What We Like About This Resource...

*“It’s really nice to see that although Rachel Parker works quite digitally, her process from the beginning is very tactile. Rachels books act as a really great source of inspiration, helping to break down the creative blocks that we all get from time to time. Having a sketchbook dedicated to colour means that as well as working with colours that you already love, you can test new*

*colour palettes and see colours from a new perspective. I especially love how Rachel picks up on the different tones in colours by looking at the way light hits it in order build her colour palette around those supporting tones as well as big statement colours.” – Tobi, AccessArt*

## You Might Also Like...

### Pathway: Brave Colour



### Exciting Colour



**Make Repeat Patterns**



**Which Artists: Rachel Parker**



---

## Collecting Colour

### What We Like About This Resource...

*“It’s great to see how a simple exercise such as colour collecting, which can be done in a classroom setting, is also used in a professional capacity. This gives the activity a clear context and purpose. It’s nice to see Rachel’s decisions being made in real time, it demonstrates how artists are constantly reflecting on and self evaluating their own decisions. Rachel also shows us that she sometimes gets colour palettes from photos that she’s taken herself, this is really*

*exciting because it demonstrates how the artists experience is central to their work. Students will be able to bring their own experience and personality to this activity by having complete control over what their colour moodboard becomes.”*  
– Tobi, AccessArt

## See This Resource Is Used in Schools...





**You Might Also Like...**

**Pathway: Brave Colour**



**Exciting Colour**



**Make Repeat Patterns**



**Which Artists: Rachel Parker**



---

**How Colour Collection  
Inspires My Work**

# What We Like About This Resource...

*“Rachel’s work is so vibrant and full of joy, it’s really exciting to see how she starts to form creative ideas around colour. Rachel highlights the importance of colour trends but also gives herself the opportunity to create her own trends which adds a level of playfulness and personality to her colour exploration. Seeing her colour books translate into fabric demonstrates a real clarity in her decision making process.” – Tobi, AccessArt.*

## You Might Also Like...

**Pathway: Brave Colour**



**Exciting Colour**



**Make Repeat Patterns**



**Which Artists: Rachel Parker**



---

## Analogue Drawing

### What We Like About This Resource...

*“This activity highlights how visual communication can be used to convey emotion. When artwork is relatable in a human and emotive way it can be really powerful. Learning how to translate feeling into mark-making is a really important skill and can help children break down the essence of a range of their own emotions, and communicate it to others. Explore colour and a range of materials to enrich this experience.” – Tobi, AccessArt.*

---

**Exploring Macbeth Through  
Art: Storyboards**

---

**Exploring Macbeth Through  
Art: Out Damn Spot!**

---

**Show Me What You See**

---

**Using Sketchbooks to Make  
Visual Notes**

**See This Resource Used In  
Schools**









GREEK VASES

many people at  
a size 5.



the pots were  
used as spo

mythical beasts



Pyer Moss  
(pronounced Puer)  
was founded by  
Team Raymond  
who grew up in  
Brooklyn.

He is the son of  
of Haitian  
immigrants


Since teenage years he has been engaged with fashion, interning at 14 and starting the label at 15.

He has a long standing collection  
relationship with  
Reebok


The founder of  
Pier Moss - Jean  
Raymond











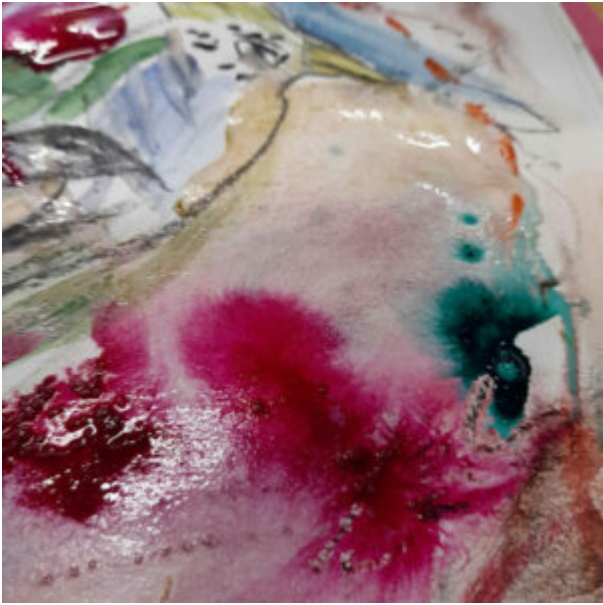
---

# Mixed Media Landscape Challenges

# See This Resource Used In Schools...













## You May Also Like...

**Pathway: Mixed Media Land and city scapes**



[This is featured in the 'Mixed Media Land and City Scapes' pathway](#)

**Talking Points: Vanessa Gardiner**



## Talking Points: The Shoreditch Sketcher



## Talking Points: Kittie Jones




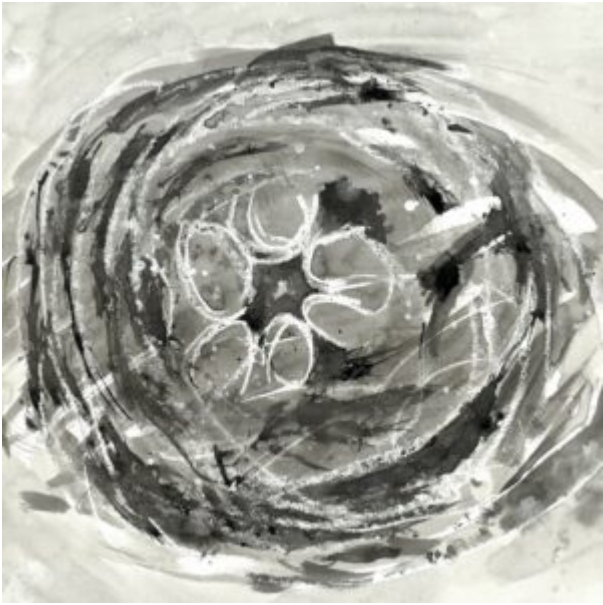
---

**Nests: With Dry and Wet Media**


**See This Resource Used In  
Schools...**












## **You May Also Like...**

**Pathway:        Sculpture,        Structure,  
Inventiveness & determination**



**This is featured in the 'Sculpture, Structure, Inventiveness & Determination' pathway**

**Talking Points: What can we learn from birds**



**Drawing source material: nests**

