

Mixed Media Landscape Challenges

Here are some mixed media challenges for you to try in sketchbooks or on sheets of paper.

Each challenge suggests a combination of two or more materials to try, and a conceptual area of focus. Use your own subject matter - either draw directly from life (city or landscape - "plein air"), or if that is not possible draw from photographs (printed or digital). You could also try drawing from film - pausing the film to give you time to draw.



In the Oise Valley (ca. 1878–1880) by Paul Cézanne. Original from The MET Museum.

The aim here is to experiment and discover. Choose as many or as few challenges as you wish. Fill your sketchbook!

| | | |
|----------|---|---|
| | Please log in here to access full content. | |
| Username | <input type="text"/> | |
| Password | <input type="password"/> | |
| | <input type="button" value="Login"/> | <input checked="" type="checkbox"/> Remember me |
| | Forgot Password | |

To access all content, I would like to join as...

An Individual



Creative practitioners, educators, teachers, parents, learners...

[From £3.50](#)

An Organisation...




Schools, Colleges, Arts Organisations: Single and Multi-Users
From £42


AccessArt is a UK Charity and we believe everyone has the right to be creative. AccessArt provides inspiration to help us all reach our creative potential.

**See This Resource Used In
Schools...**











You May Also Like...

Pathway: Mixed Media Land and city scapes



[This is featured in the 'Mixed Media Land and City Scapes' pathway](#)

Talking Points: Kittie Jones



Talking Points: Vanessa Gardiner



Talking Points: The Shoreditch Sketcher





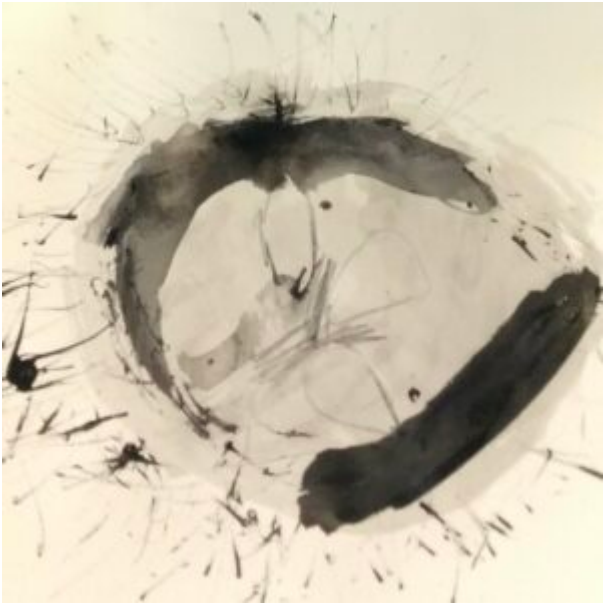
Nests: With Dry and Wet Media

See This Resource Used In Schools...











You May Also Like...

Pathway: Sculpture, Structure,
Inventiveness & determination



This is featured in the 'Sculpture,
Structure, Inventiveness & Determination'
pathway

Talking Points: What can we learn from birds



Drawing source material: nests



Nests: Observational Ink Drawing

See This Resource Used In Schools...



You May Also Like...

Pathway: Sculpture, Structure,
Inventiveness & determination



[This is featured in the 'Sculpture, Structure, Inventiveness & Determination' pathway](#)

Talking Points: What can we learn from birds



Explore parallels between behaviour of birds and ourselves

Drawing source material: nests



A collection of imagery and sources which you can use to prompt drawing

Dance and Drawing

**Exploring, Associating &
Connecting – a Sketchbook
Exercise**


**Sketchbook Journey At
Haslingfield Primary School**

**Personalising a Sketchbook
with Mark Making and Collage**

Water Soluble Felt-Tips With

Complementary Colours

See How This Resource Is Used
in Schools...





You May Also Like...

Pathway: Spirals



[This resource is in the 'Spirals' pathway.](#)

the drawing journey



Layered Colour Gestural Drawing



Mark Making & Sound: Part Three

You May Also Like...

[Mark Making & Sound: Part One](#)



Mark Making & Sound: Part Two



Pathway: Music and art



[This is featured in the 'Music and Art' pathway](#)


Mark Making & Sound: Part Two

You May Also Like...

Mark Making & Sound: Part One



Mark Making & Sound: Part Three



Pathway: Music and art




[This is featured in the 'Music and Art' pathway](#)


Mark Making & Sound: Part One

You May Also Like...

Mark Making & Sound: Part Two



Mark Making & Sound: Part Three



Pathway: Music and art



[This is featured in the 'Music and Art' pathway](#)

Drawing to a Slow Rhythm



Inspired by Miro



Drawing to Music



You And Me Make Tree

Making a Scroll Drawing

Walking and Drawing

Pastel and Rubber Chiaroscuro Drawings

Wall Drawings with Tape

Drawing in the Dark: Developing a Visual Language

Three Approaches to Drawing

Melissa Pierce Murray proposes three approaches to challenge habitual ways of drawing by expanding the repertoire of marks and approaches.

The Other End Of The Line