

Insect Cubes

By [Jan Miller](#)

Jan Miller is an Art and Design teacher with more than 25 years' experience working in formal education settings, currently teaching ages 4-15. In this resource, facilitated with Year 8, learners were challenged to create observational and expressive drawings of insects set inside resin cubes, focusing on scale and materials.

The activity consisted of two one-hour sessions in which learners first worked on a small scale to explore the potential of different materials before moving on to larger drawings using a spontaneous, bold, and expressive approach. The distortion of the insects within the cubes, combined with the unusual angles and shifts in scale, made them ideal subjects for expressive drawing.

This activity celebrates messy, experimental, and individual responses, guiding learners through an exploratory journey with materials towards the creation of a finished piece.

[Log in](#) as a member below to access the resource.



	Please log in here to access full content.
Username	<input type="text"/>
Password	<input type="password"/>
	<input type="button" value="Login"/> <input checked="" type="checkbox"/> Remember me
	Forgot Password

To access all content, I would like to join as...

An Individual



Creative practitioners, educators, teachers, parents, learners...

[From £3.50](#)

An Organisation...



Schools, Colleges, Arts Organisations: Single and Multi-Users
From £42

AccessArt is a UK Charity and we believe everyone has the right to be creative. AccessArt provides inspiration to help us all reach our creative potential.

You May Also Like...

Drawing insects big



continuous line minibeasts



iridescent insects



Fruit Plates

You May Also Like...

working on black paper



cut paper still life collage



graphic inky still life



Dizzy Tins

You May Also Like...

Drawing Hands



Paint your corner shop



animating hands




redesigning food packaging



Adapting AccessArt: From 2D to 3D

You May Also Like

Manipulating Paper: Turning 2D into 3D



Making Prompt cards




playful making pathway



ASTRONAUT PAPER BODY CASTS



Turkish map fold



Adapting AccessArt: Playful Making Inspired by Nnena Kalu



Egg Box Gargoyles

You May Also Like...

**Visual Arts Planning Collections:
Cardboard and paper**



Making a Sculptural Modroc Mask

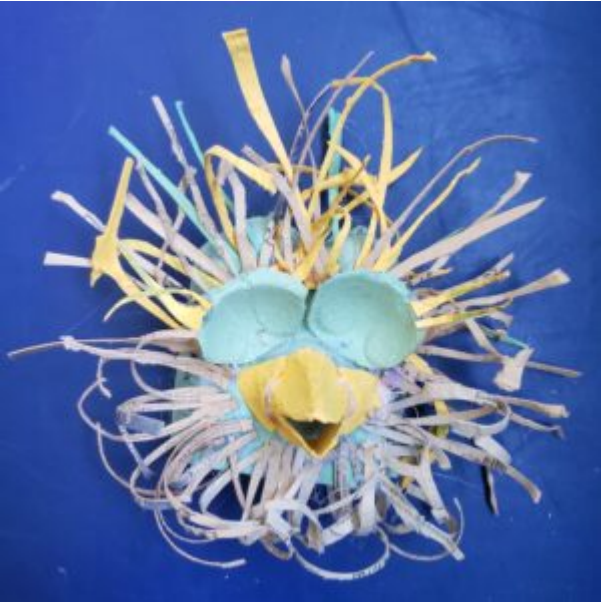


Making a Mask from Sticks and Tissue Paper



See This Resource Used in Schools...





Adapting AccessArt: Egypt in Ink

See This Resource Used In Schools...









You May Also Like...

Graphite



ink



Graphic inky still life



Ice Worlds

You May Also Like...

Pathway: Using Art To Explore Global Issues



[This resource is featured in the 'Using Art To Explore Global Issues' pathway](#)


Drawing Source material: ice



Talking Points: Drawn To Antarctica



Mini world Lightboxes



Clay Pens

You May Also Like

EYFS Curriculum



fruit pinch pot



how to clay play



Adapting AccessArt: Stone Age Clay Play

**See This Resource Used In
Schools...**



You May Also Like

fruit pinch pot



clay pens



how to clay play




Mobile Construction Methods

You May Also Like...

Pathway: Explore Sculpture Through Making a Mobile



Heavy/Light Mobile – Drawing and Making



Coat-hanger Shells



Adapting AccessArt: Playful

Making Inspired by Nnena Kalu

You May Also Like

Roots to shoots



Prompt cards for making



coat-hanger shells



Working in a Studio

You Might Also Like...

Artist Studio Series



Talking Points: Artists as Collectors and Explorers



Explore Contemporary Artists, Designers and Makers



Changing Colour

You Might Also Like...

EXPRESSIVE PAINTING AND COLOUR MIXING



Walking and Drawing



Hedgerow Art



Adapting AccessArt: Making

Birds Pathway for Pupils With Special Educational Needs

You May Also Like...

Pathway: Making Birds



Flying Minpin Birds



Visual Arts Planning: Birds



Manipulating Forms in Landscape Painting

See How This Resource Is Used in Schools...







You Might Also Like...

Landscape Painting: Plein Air Painting



Working With and In the Landscape




Painting The Storm



Adapting AccessArt: Woodland Creatures

You May Also Like

Session Recording: Adapting AccessArt



Drawing Fish with Pen, Pencil and Watercolour



the geometry of chickens



Wet Strength Tissue Paper Cups

You Might Also Like...


Sculptural Modroc Pots



Art Club Cafe



Manipulating Paper: 2D into 3D



Painted and Sculptural Plant Pots

You Might Also Like...

Drawing and Making Flowers



Painting on Plaster Inspired by Vincent Van Gogh



Cut Paper Collage Still Life



Coat-hanger Shells

You Might Also Like...

Drawing and Making Flowers



Painted and Sculptural Plant Pots




Drawing Insects with Wire



Hew Locke Inspired Boats

See This Resource Used In Schools...





You Might Also Like...

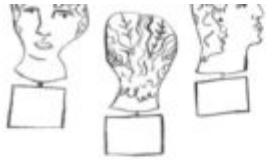
Making a Treehouse



Dropped Cone Sculptures



What is Sculpture?



SCULPTURE CAN BE ...

BIG



THAT WE THINK IS BIG AND IS SMALL

SOMETIMES IT MAKES YOU FEEL GREAT

SOMETIMES IT MAKES YOU FEEL OTHER WAYS

SCULPTURE CAN BE ...

SMALL

WHAT IS IT?



DESIGNED BY TADA OHTA

SOMETIMES IT'S EASY TO KNOW WHAT IT IS... SOMETIMES IT'S PROFOUND



GLASS DESIGNER

