

# Fruit and Veg Head

In this activity aimed at EYFS and SEND, pupils will have the opportunity to build faces on a fruit or vegetable. Learners will use their imaginations to create lots of different characters and facial expressions. This activity aims to promote the development of skills such as modelling, dexterity and creating narratives. It also provides children with the opportunity to learn about facial features in an interactive and tactile way.

[Join AccessArt](#) to watch the full video below.

---

	Please log in here to access full content.	
Username	<input type="text"/>	
Password	<input type="password"/>	
	<input type="button" value="Login"/>	<input type="checkbox"/> Remember me
	<a href="#">Forgot Password</a>	

To access all content, I would like to join as...

An Individual



Creative practitioners, educators, teachers, parents, learners...

From £3.50

**An Organisation...**



Schools, Colleges, Arts Organisations: Single and Multi-Users  
From £42

*AccessArt is a UK Charity and we believe everyone has the right to be creative. AccessArt provides inspiration to help us all reach our creative potential.*

---

# DALER ROWNEY



## You May Also Like

egg box gargoyles





**abstract face**



**Plasticine Models & Decorated Plinths**



---

# Recycled Baskets by Scarlett Rebecca

## You May Also Like


paper bowls



**explore paper weaving**



**recycled baubles**



---

## Top Tips for Cardboard Creations

**DALER**   
**ROWNEY**





**See This Resource Used In  
Schools...**





## You May Also Like

### Creating a book world



### World in a matchbox



## **Insect hotels**



**Pedagogy in 250 words: Making is hard**



## Prop Making for Toys



---

## Transforming Objects



**DALER**   
**ROWNEY**

**You May Also Like**

**Painting with Poster Paint**






## **Collaging with Wax Crayon Rubbings**



## **Prop making for toys**



## Repeat Pattern Printing Roller



---

## Prop Making for Toys

**DALER**   
**ROWNEY**



**You May Also Like...**

**Creating a book world**



## Pedagogy in 250 words: Making is hard



## World in a matchbox



## Top tips for cardboard creations



---

**Sculptural Environments**  
**Inspired by Hockney**



# See This Resource Used In Schools...





---

# Making 2d & 3d Fashion Designs with Painted and Decorated Paper

See This Resource Used In Schools...



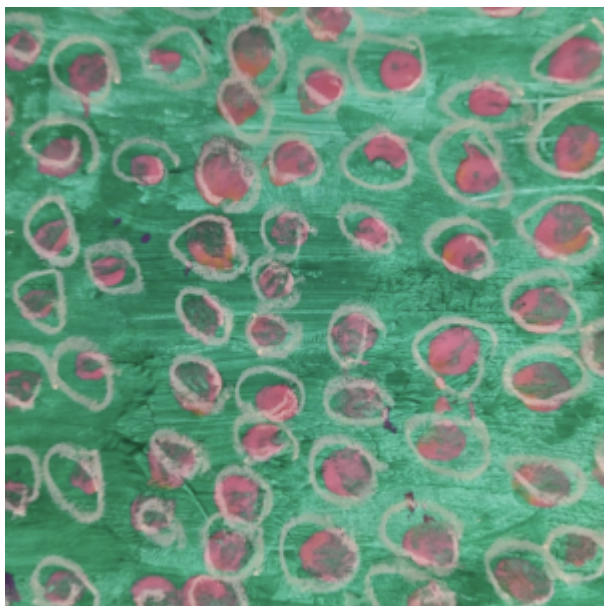

























**You May Also Like...**

**Pathway: Fashion Design**



[This is featured in the 'Fashion Design' pathway](#)


**Talking Points: Hormazd Narielwalla**



**Talking Points: Tatyana Antoun**




**Talking Points: Alice Fox**



**Talking Points: Pyer Moss**



## Talking Points: Rahul Mishra



---

## Making a Treehouse

# You May Also Like...

**Pathway: Stick Transformation project**



[This is featured in the 'Stick Transformation Project' pathway](#)

**Talking Points: treehouses**





---

# Nests: Observational Ink Drawing

See This Resource Used In Schools...



# You May Also Like...

**Pathway: Sculpture, Structure,  
Inventiveness & determination**



[This is featured in the 'Sculpture, Structure, Inventiveness & Determination' pathway](#)

**Talking Points: What can we learn from birds**



**Drawing source material: nests**



---

**Nests: Materials, Tools  
Testing and Sketchbooks**

# See This Resource Used In Schools...




## You May Also Like...

Pathway: Sculpture, Structure,  
Inventiveness & determination



**This is featured in the 'Sculpture, Structure, Inventiveness & Determination' pathway**

**Talking Points: What can we learn from birds**



**Drawing source material: nests**





---

**Dance and Drawing**

---

**Paint Your Corner Shop**

**See This Resource Used in  
Schools...**



# You May Also Like...

## Pathway: Festival Feasts



[This is featured in the 'Festival Feasts' pathway](#)

## Talking Points: Claes Oldenburg



## Talking Points: Nicole Dyer




## Talking Points: Lucia Hierro



## Drawing source material: Food





---

## Charcoal Cave

**See This Resource Used In  
Schools...**









## You May Also Like...

**Pathway: Gestural Drawing with charcoal**



[This is featured in the 'Gestural Drawing with Charcoal' pathway](#)

**Talking points: Edgar degas**



**Talking Points: What is Chiaroscuro?**



**Talking Points: Cave Art**



## Session Recording: exploring Charcoal



---

**How Do We Look At  
Contemporary Sculpture: Mel**



# Woo

---

**How Do We Look At  
Contemporary Sculpture:  
Victoria Rotaru**

---

**AccessArt's Prompt Cards for  
Making**

**You Might Also Like...**

**Pathway: Music and art**



[This is featured in the 'Music and Art' pathway](#)

**Pathway: Playful Making**



[This resource is featured in the 'Playful Making' pathway](#)

**Manipulating Paper**



## Cardboard Sculptures



## The Chair and Me



---

## Still Life Compositions: Inspired by Cezanne

### What We Like About This Resource...

*"This activity walks through a number of different processes and taps into multiple skills. This provides a rich exploratory project for children to fully immerse themselves in. Cezanne was the focus artist for this project, but other contemporary still life painters could be used as starter inspiration. We actually advocate showing the work of more than one artist as this builds*



*knowledge of how approaches to painting, drawing etc differ. This also helps children move towards a personal response rather than creating a 'copy' of one particular artist's work" – Rachel, AccessArt*

## You Might Also Like...

**Pathway: Exploring Still Life**



[This is featured in the 'Explore Still Life' pathway](#)

**Talking Points: Paul Cezanne**



**talking points: Contemporary still life**



**talking points: Flemish and Dutch Still Life Painters**



---

# **The Transformation Project**

**You May Also Like...**





**Transforming Cardboard with Andrea Butler**



Artist Andrea Butler shows how to explore simple design and construction using cardboard and jewellery. [Read More](#)

---

## Turkish Map Fold

### What We Like About This Resource...

“This activity is a great example of how we can use paper as the focus of creativity. Often we use paper purely for drawing or painting on, but here, it is central to the activity itself. While these particular folded sculptures have their roots in Turkish culture, you could still deliver the activity if looking at things like Origami too, thus linking it across different cultures” – *Rachel, AccessArt*

### You Might Also Like...

Puzzle Purses Part 1





---

# An Exploration of Pandora's Box

You Might Also Like...



## [Ancient Greek Lyres](#)



## [Decorative Coil Clay Pots](#)



## [Visual Arts Planning: Clay](#)