

Layered Landscapes: Working in Mixed Media on Location with Kittie Jones

The resource below has been contributed by Kittie Jones. It provides a fantastic insight into her creative process when she is working outside, using ink wash, charcoal, soft pastels, gum arabic and drawing pencils. It also highlights the importance of sketchbook work and drawing in informing the finished piece.

The resource will inspire all ages we are sure, and the working methodology could easily be adapted for even primary-aged children, inspiring them to use their sketchbooks and draw outside.

By [Kittie Jones](#)



The final piece - Maiden Stack, Papa Stour, Mixed media on paper

My main area of interest are the creatures that inhabit the natural world around us – I am as interested in the blue tits foraging for nesting materials in the discarded mattress outside my city centre flat as I am in the huge, all-encompassing sea bird colonies which are found around our coasts in summer. However, it is often easier to watch animals where there are less humans to disturb me so my work tends to be made in remote locations.

	Please log in here to access full content.	
Username		<input type="text"/>
Password		<input type="password"/>
	<input type="button" value="Login"/>	<input checked="" type="checkbox"/> Remember me
	Forgot Password	

To access all content, I would like to join as...

An Individual



Creative practitioners, educators, teachers, parents, learners...

From £3.50

An Organisation...



Schools, Colleges, Arts Organisations: Single and Multi-Users
From £42

AccessArt is a UK Charity and we believe everyone has the right to be creative. AccessArt provides inspiration to help us all reach our creative potential.

Wave Bowls

In this session children make 'wave bowls' with Paula Briggs – a session where the pieces literally 'come together'.

Ink & Foamboard Architecture

Inspired by “Amphis” by Folke Köbberling and Martin Kaltwasser at Wysing Arts Centre, this post shares how the children went on to make architectural models based upon their exploration with Paula Briggs.

Making Shells

This was an afternoon session for year four pupils at Ridgefield Primary School, Cambridge, and part of AccessArt’s Brilliant Makers Club, a campaign supporting and championing making experiences in schools. This session was aimed at children who love making, and was limited to eight pupils, to allow for a rich, and rewarding experience and plenty of time to play with, and explore materials.

Graphic Inky Still Life!

See This Resource Used In Schools...





You Might Also Like...

Pathway: Exploring Still Life



[This is featured in the 'Explore Still Life' pathway](#)

Talking Points: Paul Cezanne



talking points: Contemporary still life



talking points: Flemish and Dutch Still Life Painters



Sculptural

Constraints

Workshop by Susie Olczak

This workshop, for students at AccessArt's Experimental Drawing Class, looked at the idea of the constraints that might come up when creating a sculpture for a gallery or public space, and hoped to give a sense, that often the things that might initially hinder a project, can actually be a source of inspiration and good starting points for creativity.

The Geometry of Chickens!

See This Resource Used In Schools...





The Anatomy of a Pencil

AccessArt has over 850 resources to help develop and inspire your creative thinking, practice and teaching.

AccessArt welcomes artists, educators, teachers and parents both in the UK and overseas.

We believe everyone has the right to be creative and by working together and sharing ideas we can enable everyone to reach their creative potential.

You May Also Like...

USING SKETCHBOOKS, DRAWING AND REFLECTIVE TOOLS IN THE 20TH CENTURY GALLERY



Beginner's Guide to Drawing Materials



Drawing Insects with an H Pencil



Conquering SATs Stress with Seats

After two terms of sitting on the same blue chairs being taught (and taught very well!) the same curriculum, artist, Paula Briggs wanted to remind these year six children, that they were all individuals with different areas of skills and unique personalities and that they were all valued as such.

Filling a Sketchbook: Ruler Drawings


You May Also Like...

Pathway: Exploring Form Through Drawing



[This is featured in the 'Exploring Form Through Drawing' pathway](#)

The drawing journey



**See Drawing Projects for Children for
more Drawing Exercises**



Collage and Construction

Drawing with a Ruler

You May Also Like...

Pathway: Exploring Form Through Drawing




[This is featured in the 'Exploring Form Through Drawing' pathway](#)

Pathway: Stick Transformation project




[This is featured in the 'Stick Transformation Project' pathway](#)

The drawing journey



**See Drawing Projects for Children for
more Drawing Exercises**



Inspired by Christo: Mixed

Media Drawings

Rowan: Clay Coiling Techniques to Make Penguins, Tweety Pie and a Dalek too!

Artist led facilitation in a setting for adults with learning disabilities; Abi, Sarah and students show how they made clay birds using clay coiling techniques and with a plaster mould for the birds' bases.

How To Clay Play

Painting the Light and the Dark...

Show Me The Shadows

Sculptural Birds in Flight by Teenage Makers

In this workshop teenagers played with sculptural ideas around building form and mass, tension and scale by combining materials from Scrap Stores.

Brave Young Makers: Year Three Pupils at Ridgefield Primary Transform Materials into Birds and Insects

This workshop presented year three pupils at Ridgefield Primary School with real design and making challenges as they worked to a brief to 'create birds and insects for their school tree'.

Colourful Sculptural Birds by Pupils at Donhead Preparatory School

See fabulous selection of birds by pupils from Donhead Preparatory School sent to AccessArt by Phillippa Dudgeon, Head of Art & DT.