

Rook – Transforming Materials

Here, artist Paula Briggs shares how she made a Rook for the AccessArt Share-a-Bird-Project

Book Transformation: Flock of Birds

See This Resource Used In Schools...





You May Also Like...

Pathway: Making Birds



[This resource is featured in the 'Making Birds' pathway](#)

Visual Arts Planning Birds: Making & Drawing



Teenagers Make Small Sculptures: Exploring Felt-Making and Transforming Materials

Inspired by Google Earth: Drawing

Flat Yet Sculptural? Drawing, Collage, Construction

Following on from using the grid method to scale up simple drawings, children worked on collage and construction to transform their drawings into sculptures.

Exploring Three Dimensions

with Lego: Drawing and Collage

You May Also Like...

Pathway: Exploring Form Through Drawing



[This is featured in the 'Exploring Form Through Drawing' pathway](#)

Adapting AccessArt: From 2D to 3D



**Quick Clay Figurative
Sketches**

**See This Resource Used In
Schools...**





You May Also Like...

Pathway: The Art of Display



[This is featured in the 'The Art of Display' pathway](#)

talking points: What is a plinth



talking points: Thomas J Price




Emma Copley – Painting a Still Life and Seeing Colour


Cut Paper Collage Still Life

See This Resource Used In
Schools...













You May Also Like...

Pathway: Exploring Still Life



[This is featured in the 'Explore Still Life' pathway](#)

Talking Points: Paul Cezanne



talking points: Contemporary still life



talking points: Flemish and Dutch Still Life Painters



Drawing Hands

You May Also Like...

Pathway: Exploring Form Through Drawing

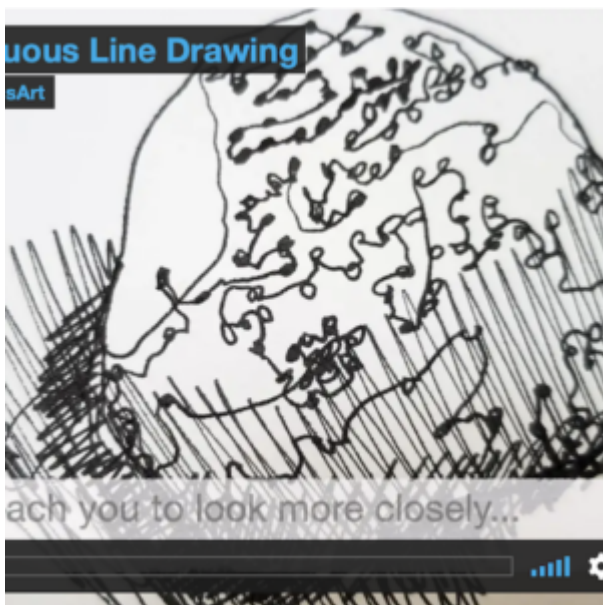


This is featured in the 'Exploring Form Through Drawing' pathway

Drawing Like a Caveman – Handprint Art



Continuous Line Drawings



Using Pastels to Capture Texture

Using soft pastel and graphite in an intuitive way to capture a sense of texture. [Full AccessArt Members Only](#)

Layered Colour Gestural Drawing

Using colour to help develop gestural drawing skills. [Full AccessArt Members Only](#)

Quentin Blake's Drawings as Inspiration!

3 simple exercises inspired by the drawings of Quentin Blake. Enables children to develop observation skills and explore drawing from life, combined with permission to exaggerate certain aspects of their drawings to help convey intention.

Minimalising: Using Simple Line Drawings to Explore Sculptural Form

Teenagers explore a 'reductive' or 'minimalising' approach to drawing, as a tool to study form. [Full AccessArt Members Only](#)

Set Design with Primary Aged Children

Beautifully illustrated resources shares how year 3, 4, 5 and 6 children at Bourn Primary Academy explored set design through drawing and making.

Skull Sculptures: using Paper and Tape to Interpret Form

Teenagers sculpturally explore animal skulls, by making three dimensional interpretations of the forms in heavy, white paper and coloured tape or masking tape. [Full AccessArt Members Only](#)

Drawing by Torchlight

How drawing with charcoal can torchlight can produce dramatic, atmospheric illustrations! [Full AccessArt Members Only](#)

Drawing Shells Big in Charcoal

A step by step approach to help teenagers draw shells in charcoal. [Full AccessArt Members Only](#)

See Three Shapes

A simple exercise with Indian ink to help children see and convey simple forms in drawing.

Monoprinting with Oil Pastel and Carbon Copy Paper

Making mono prints using carbon paper and oil pastel. [Full AccessArt Members Only](#)