

Nests: Observational Ink Drawing

By [Mandy Barrett](#) and [Jo Blaker](#)

In this second of a series of three posts, Teacher Mandy Barrett and Artist Jo Blaker journey on a project that considers the materials and structures of nests. In this second post the class developed and built upon their earlier mark making work using ink to observe and draw a series of natural objects.

Click on the links to [post one: Materials, Tools, Testing and Sketchbooks](#) and [post three: Nests with Dry and Wet Media](#).



	Please log in here to access full content.
Username	<input type="text"/>
Password	<input type="password"/>
	<input type="button" value="Login"/> <input checked="" type="checkbox"/> Remember me
	Forgot Password

To access all content, I would like to join as...

An Individual



Creative practitioners, educators, teachers, parents, learners...

From £3.50

An Organisation...



Schools, Colleges, Arts Organisations: Single and Multi-Users
From £42

AccessArt is a UK Charity and we believe everyone has the right to be creative. AccessArt provides inspiration to help us all reach our creative potential.

See This Resource Used In Schools...




You May Also Like...

**Pathway: Sculpture, Structure,
Inventiveness & determination**



This is featured in the 'Sculpture, Structure, Inventiveness & Determination' pathway

Talking Points: What can we learn from birds



Drawing source material: nests



**Nests: Materials, Tools
Testing and Sketchbooks**

**See This Resource Used In
Schools...**




You May Also Like...

**Pathway: Sculpture, Structure,
Inventiveness & determination**



This is featured in the 'Sculpture, Structure, Inventiveness & Determination' pathway

Talking Points: What can we learn from birds



Drawing source material: nests



A Visual Poetry Zine with Monotype

Use monoprint, paint and collage to create zines inspired by poetry.

Collage Streets

What We Like About This Resource...

“This project provides a real opportunity for

children to engage with a range of different processes to produce truly individual final results. Jan Miller is an experienced teacher and connects her projects well with learning outcomes. In this case, children are encouraged to have a loose approach and to make their own creative decisions – which is such a valuable part of any child (or adults!) creative education”. – *Rachel, AccessArt*

You Might Also Like...

Painted Houses



One Line Street



Responding to Place



Portrait Club


What We Like About This Resource...

"We're really grateful to Jake from Draw Brighton for sharing this activity which became so well received during lockdown 2020.

This is the perfect reminder that wherever we are in the digital or physical world, we have our eyes, hands and faces, and drawing provides a wonderful opportunity to come together in small groups to make sketches of each other. Use this activity as an ice breaker before a workshop, or as a transition activity between classes or events. Thank you Jake!" Paula, AccessArt

You Might Also Like...

Pathway: Exploring Identity



[This is featured in the 'Exploring Identity' pathway](#)

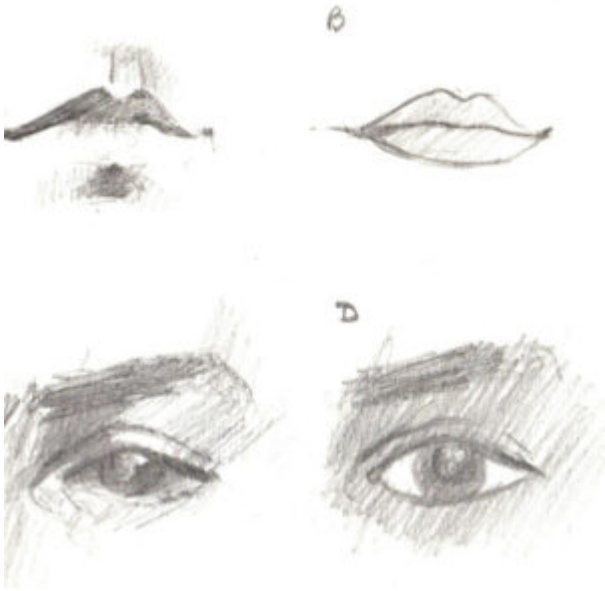
Talking Points: Njideka Akunyili Crosby



Making Physical or Digital Layered Portraits



Introduction to Portraits



Exploring Portraits in Graphite, Collage and Clay



Lino Printing Inspired by

Gestural Drawings

Movement Maps

Finding Marks Through Drawings Made by Artists

See This Resource Used In Schools





You May Also Like...

Pathway: Typography and Maps



[This is featured in the 'Typography and Maps' pathway](#)

Pathway: Cloth, thread, paint



[This is featured in the 'Cloth, Thread, Paint' pathway](#)

Session Recording: Finding Marks Made by

Artists



Finding Marks Through Drawings Made by Artists

By Paula Briggs

This resource shares a way to introduce learners to the diversity of mark making at their disposal when making drawings. By deconstructing drawings made by artists, we can begin to build our own vocabulary of marks, and start to make our own creative decisions about when to use a certain mark in a particular context, and understand how the marks we choose will affect the final drawings.

#Inspire

Inspired by our resources? Make using #Inspire on Facebook and Twitter! @vrt Instagram & quote the url & Thank you!

FIND RESOURCES ABOUT...

Search

MEMBERSHIP


Register for

Join Access



Water Soluble Felt-Tips With Complementary Colours

See How This Resource Is Used in Schools...





You May Also Like...

Pathway: Spirals



[This resource is in the 'Spirals' pathway.](#)

the drawing journey



Layered Colour Gestural Drawing



Mark Making & Sound: Part Three

You May Also Like...

Pathway: Music and art



[This is featured in the 'Music and Art' pathway](#)

Mark Making & Sound: Part One



Mark Making & Sound: Part Two



Mark Making & Sound: Part Two

You May Also Like...

Pathway: Music and art




[This is featured in the 'Music and Art' pathway](#)

Mark Making & Sound: Part One



Mark Making & Sound: Part Three



Mark-Making & Sound: Part One

You May Also Like...

Pathway: Music and art




[This is featured in the 'Music and Art' pathway](#)

Mark Making & Sound: Part Two



Mark Making & Sound: Part Three



Drawing to a Slow Rhythm



Inspired by Miro



Drawing to Music



**AccessArt
Prompt Cards**

Drawing

Patterns with Nature


You May Also Like...

Pathway: Explore and Draw




Featured in the 'Explore and Draw' Pathway

Talking Points: Artists as Collectors and explorers



AccessArt Digital Resources



Hands, Feet and Flowers


How to get creative by replacing paint brushes

with our hands and feet to make large scale collaborative paintings.

Drawing Small

You May Also Like...

Pathway: Exploring the world
through mono print



[This is featured in the](#)

'Exploring The World Through Mono print' pathway


Drawing Large



Wall Drawings with Tape

Rules and Resolutions

See This Resource Used In Schools...





You May Also Like...

Pathway: Exploring pattern



This is featured in the
'Exploring Pattern' pathway

Talking points: Andy Gilmore



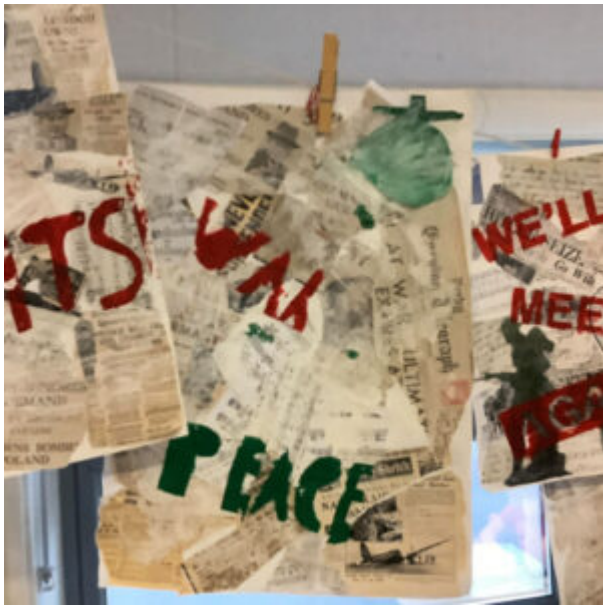
talking points: Louise Despont




**Teenagers Make
Propaganda Art Inspired
by Shepard Fairey**

**See This Resource Used
In Schools...**







BE BOLD
BE BRAVE
BE YOU!

BE BOLD
BE BRAVE
BE YOU!

FOR
YOUR
RIGHTS
BE CONFIDENT

BLACK
and
E

WE NEEDS
TO
CHANGE
HAPPEN

THE WALL
DEPENDS
on YOU



You May Also Like...

Pathway: Print & Activism



[This is featured in the 'Print & Activism' pathway](#)


Talking Points: Luba Lukova



Talking Points: Faith Ringgold



Talking Points: Kate DeCiccio



Talking Points: Shepard Fairey



Screen Prints Inspired by Shepard Fairey