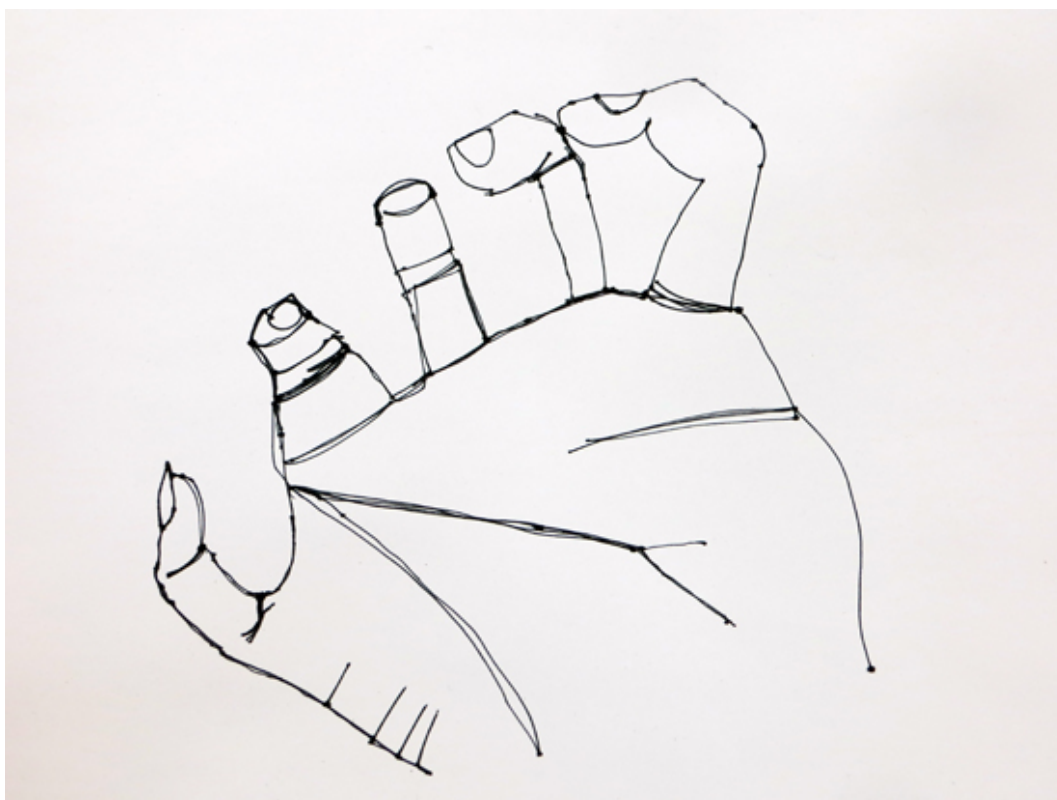


# Drawing Hands

By Paula Briggs

I plan to do some work this term with my 7, 8 and 9 year old students to explore concave shapes such as nests and bowls, exploring drawing and making. To settle into the first session of the term, we tried making some simple continuous line drawings of cupped hands.



Continuous line drawing of hand

## Getting Started

---

	<b>Please log in here to access full content.</b>	
Username		<input type="text"/>
Password		<input type="password"/>

	<input type="button" value="Login"/> <input checked="" type="checkbox"/> Remember me
	<a href="#">Forgot Password</a>

To access all content, I would like to join as...

**An Individual**



Creative practitioners, educators, teachers, parents, learners...

**From £3.50**

**An Organisation...**



Schools, Colleges, Arts Organisations: Single and Multi-Users  
**From £42**

*AccessArt is a UK Charity and we believe everyone has the right to be creative. AccessArt provides inspiration to help us all reach our creative potential.*

---

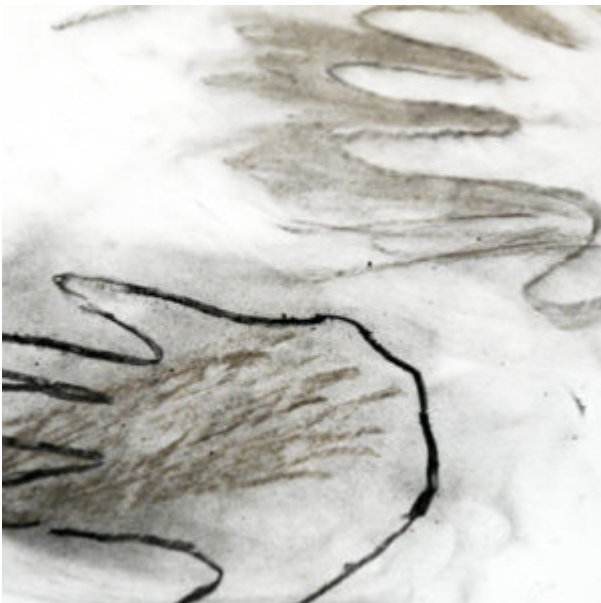
## **You May Also Like...**

**Pathway: Exploring Form Through Drawing**

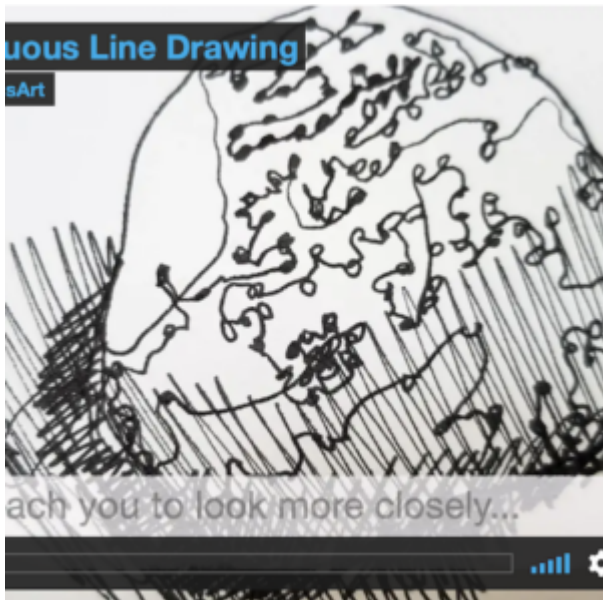


[This is featured in the 'Exploring Form Through Drawing' pathway](#)

**Drawing Like a Caveman – Handprint Art**



**Continuous Line Drawings**



---


# **Drawing with Wire: The Polymeric Approach by Julie de Bastion**

## **You May Also Like...**


**Visual Arts Planning Collections:  
Literacy**



## Accessart wire resources



drawing with wire



---

# Layered Colour Gestural Drawing

Using colour to help develop gestural drawing skills. [Full AccessArt Members Only](#)

---

# Quentin Blake's Drawings as Inspiration!

3 simple exercises inspired by the drawings of Quentin Blake. Enables children to develop observation skills and explore drawing from life, combined with permission to exaggerate certain aspects of their drawings to help convey intention.

---

# Drawing and Making Flowers

Using drawing to inspire making sculptural flowers.

---

# Drawing Clouds and Mark Making

Mark-making exercise for children which encourages them to push their drawings, and their imaginations out of their safe zone. [Full AccessArt Members Only](#)

---

# Minimalising: Using Simple Line Drawings to Explore Sculptural Form

Teenagers explore a 'reductive' or 'minimalising' approach to drawing, as a tool to study form. [Full AccessArt Members Only](#)

---

# Set Design with Primary Aged Children

Beautifully illustrated resources shares how year 3, 4, 5 and 6 children at Bourn Primary Academy explored set design through drawing and making.

---

## See Three Shapes

A simple exercise with Indian ink to help children see and convey simple forms in drawing.

---

## Drawing Spiral Snails

Drawing Spiral Snails – a drawing project shared by Tracy McGuinness-Kelly. [Full AccessArt Members Only](#)

---

## Monoprinting with Oil Pastel and Carbon Copy Paper

Making mono prints using carbon paper and oil pastel. [Full AccessArt Members Only](#)

---

# Thoughtful Mark Making

A drawing game to help children diversify their mark making and make their own “drawing decisions”.

[Full AccessArt Members Only](#)

---

# Drawing Vegetables: A Drawing Game

A simple drawing game to encourage creativity, which we used to help us make drawings of vegetables. [Full AccessArt Members Only](#)

---

# Warm-up Drawing Exercise: Making Stronger Drawings

Exercise to help children make stronger, more powerful drawings. [Full AccessArt Members Only](#)

---

# Quick Drawing Exercise: Helping Children to Draw Larger!

Simple exercise to help children increase the scale of their drawing. [Full AccessArt Members Only](#)

---

# Simple Drawing Exercise: Drawing to the Slow Rhythm of a Metronome

Making slow, careful drawings of paper, using an iPhone to set the rhythm!

---

# Still Life Drawing in a Cubist Style Using Carbon Paper

Using carbon paper to explore drawing a cubist still life. [Full AccessArt Members Only](#)

---

# Still and Dynamic Drawing: Making Magic Spells!

Exploring how “still” drawings can be transformed into “dynamic” drawings through a shared process. [Full AccessArt Members Only](#)

---

# Landscape Sculptures in Wire and Mixed Media: Working Through Ideas

Using modelling wire and modroc or masking tape to construct landscapes and using drawing to support the making process. [Full AccessArt Members Only](#)

---

# Drawing and Collaging Fish and Seeing Composition

Decision making in drawing: Enabling children to enjoy making informed choices in their artwork. [Full AccessArt Members Only](#)