

Talking With Your Hands

In this resource, learners will use drawing and making to make connections between what they say and how they convey it, and use this understanding to express themselves. The video is appropriate for viewers aged 12 and older.

Please [log in](#) as a member to watch the full video below.

	Please log in here to access full content.	
Username	<input type="text"/>	
Password	<input type="password"/>	
	<input type="button" value="Login"/>	<input checked="" type="checkbox"/> Remember me
	Forgot Password	

To access all content, I would like to join as...

An Individual



Creative practitioners, educators, teachers, parents, learners...

From £3.50

An Organisation...



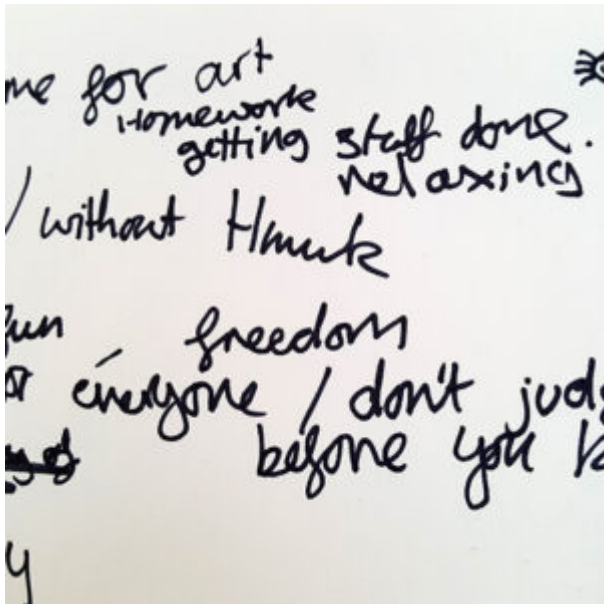
Schools, Colleges, Arts Organisations: Single and Multi-Users
From £42

AccessArt is a UK Charity and we believe everyone has the right to be creative. AccessArt provides inspiration to help us all reach our creative potential.

Talking Heads

You May Also Like...

find your messages



Portrait Club



Adapting AccessArt: Faces and Stories



Exploring Macbeth Through Art: Macbeth Portraits



Making a Cardboard Sketchbook

“Acts of Kindness” Workshop

Giant Jewellery: Multimedia Response to Yayoi Kusama


Egg Box Gargoyles

You May Also Like...

**Visual Arts Planning Collections:
Cardboard and paper**



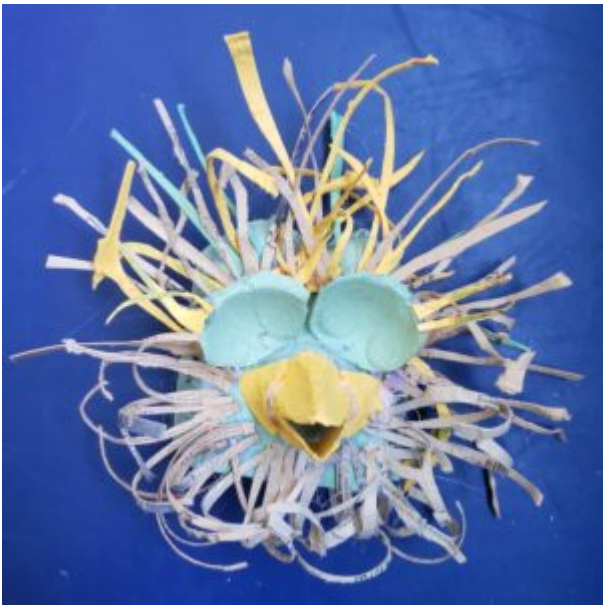
Making a Sculptural Modroc Mask



Making a Mask from Sticks and Tissue Paper



See This Resource Used in Schools...





Ice Worlds

You May Also Like...

Pathway: Using Art To Explore Global Issues



[This resource is features in the 'Using Art To Explore Global Issues' pathway](#)

Drawing Source material: ice



Talking Points: Drawn To Antarctica



Mini world Lightboxes



Magic Caring Box

Wet Strength Tissue Paper Cups

You Might Also Like...


Sculptural Modroc Pots



Art Club Cafe



Manipulating Paper: 2D into 3D



Alternative Fashion

You Might Also Like...

2d and 3d Fashion Designs using Painted Paper



Barbie and Ken Transformation



Puppets Inspired by Historical Paintings



Hew Locke Inspired Boats

See This Resource Used In Schools...





You Might Also Like...

Making a Treehouse



Dropped Cone Sculptures



What is Sculpture?



Top Tips for Cardboard Creations

DALER 
ROWNEY



**See This Resource Used In
Schools...**





You May Also Like

Creating a book world



World in a matchbox



Insect hotels



Pedagogy in 250 words: Making is hard



Prop Making for Toys



Prop Making for Toys

DALER 
ROWNEY



You May Also Like...

Creating a book world



Pedagogy in 250 words: Making is hard



World in a matchbox



Top tips for cardboard creations



Making a Treehouse

You May Also Like...

Pathway: Stick Transformation project



This is featured in the 'Stick Transformation Project' pathway

Talking Points: treehouses



Charcoal Cave

**See This Resource
Used In Schools...**





You May Also Like...

**Pathway: Gestural Drawing
with charcoal**



This is featured in the
'Gestural Drawing with
Charcoal' pathway

**Talking points: Edgar
degas**



Talking Points: What is Chiaroscuro?



Talking Points: Cave Art



Session Recording: exploring Charcoal



AccessArt's Prompt Cards for Making

You Might Also Like...

Pathway: Music and art



**This is featured in the
'Music and Art' pathway**

Pathway: Playful Making



This resource is features
in the 'Playful Making'
pathway


Manipulating Paper



Cardboard Sculptures



The Chair and Me



Still Life Compositions: Inspired by Cezanne

What We Like About This Resource...

“This activity walks through a number of different processes and taps into multiple skills. This provides a rich exploratory project for children

to fully immerse themselves in. Cezanne was the focus artist for this project, but other contemporary still life painters could be used as starter inspiration. We actually advocate showing the work of more than one artist as this builds knowledge of how approaches to painting, drawing etc differ. This also helps children move towards a personal response rather than creating a 'copy' of one particular artist's work" – Rachel, AccessArt

You Might Also

Like...

Pathway: Exploring Still Life



This is featured in the
'Explore Still Life'
pathway

Talking
Cezanne

Points: Paul



talking points:
Contemporary still life



talking points: **Flemish**


and Dutch Still Life Painters



Creativity Medals

See the Resource

Used in Schools...





What We Like About This Resource...

“The sentiment behind this

resource idea is lovely and it provides an opportunity to really develop some fine motor skills as well as independence of approach. Taking ownership of the medal design means the sense of achievement is heightened beyond the children just being given one. You can really imagine the positive energy that would surround this activity within a classroom, with each child working on a shared project but embarking on their own creative journey.” –

Rachel, AccessArt

You May Also

Like...

Pathway: Playful Making



Featured in the 'Playful Making' pathway

Talking Points:
Introduction to sculpture

Sculpture.mp4



Clay Art Medals



Talking Points: Nnena Kalu



Talking Points: Linda BELL



Making Musical Instruments

What We Like About This Resource...

“It’s great to see music being explored in this way, and combining it with making creates a really interesting immersive project. This activity would work well as part of an extended project looking at musical instruments around the world and some of the natural materials they are made from.” – Rachel,

AccessArt

You Might Also Like...

Pathway: Music and art



**This is featured in the
'Music and Art' pathway**

Talking Points: Linda BELL



Talking Points: Nnena Kalu



**talking points: wassily
Kandinsky**



**drawing source material:
orchestras**



A Cheerful Orchestra



**Dropped
Sculptures
Julia Rigby**

**Cone
with**

What We Like About

This Resource...

“There’s a really fun element to this activity which is you can imagine all children really enjoying! The idea of food on large scale is a great starter for a sculpture project and an early exploration of working in 3D. What’s really positive to see in this project is how the children used their sketchbooks to design their ice creams prior to working in 3D. They then had the opportunity to re visit and refine their ideas as they worked. This provides a solid foundation for the concept of design development and design

through making- both of which underpin any visual arts or design project or profession. For more support on how to develop sketchbook practice in your setting please see our [Sketchbook Journey](#)" – Rachel, AccessArt

You Might Also Like...



Art Club Cafe



Communal Drawing: Summer Picnic



Redesigning Food Packaging