

Under the Ocean Mirrors

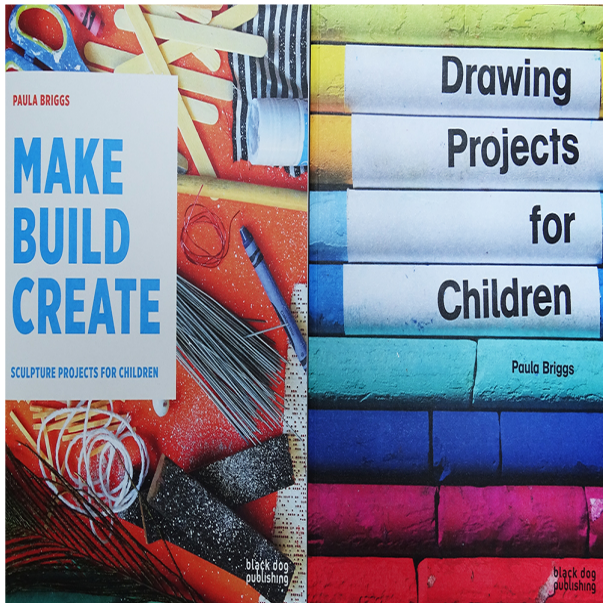
This was an afternoon session for year four pupils at Ridgefield Primary School, Cambridge, and part of AccessArt's Brilliant Makers Club, a campaign supporting and championing making experiences in schools. By Sheila Ceccarelli

Questioning the Canvas

Supersized Jewellery

You May Also Like...

More Making and Drawing projects for children



Brushes, Rollers and Dabbers – Year 4 Pupils Use Mixed Media to Make Mark Making Tools

to explore constructing in mixed media and using inventiveness and innovation to create painting tools, which would later be used to paint a Communal Drawing of the River.

Shadow Puppets and

Whiteboards

You May Also Like...

Pathway: Shadow Puppets



[This is featured in the 'Shadow Puppets' pathway](#)

Talking Points: Cut Outs




Talking Points: Malaysian Puppets



Talking Points: Lotte Reiniger



Session Recording: Making Shadow Puppets



Making Collagraphs with Andy Mckenzie: Week One

Artist, Andy Mckenzie worked with teenagers for two, one and a 1/4 hour sessions and introduced them to making collagraphs.

Perseverance, Determination and Inventiveness: Building Nests

Year 4 pupils from Comberton Village College and Cambourne Village College feeder schools met for a Gifted and Talented Sculpture Masterclass led by AccessArt at Bourn Primary Academy. The session centred around an exploration of the materials and construction methods we might use to build inventive, sculptural nests.

Water and Rock: Teenagers explore building drawings with graphite and modroc

Teenagers look at pieces of chalk and flint and explore the physicality of rocks and geological processes with graphite and plaster.

Year 3 & 4 Making Club:

Animal Parade – Week Two

This was the second session in a series of three 'Animal Parade' workshops, where children at Making Club at Milton Road Primary School, made 3D animal masks.

After having chosen their animals and created unique designs based on their Carnival Mask Templates in week one, children now attempted to cut and staple their creations to make them three dimensional.

Year 3 & 4 Making Club: Animal Parade – Week One

To use our Carnival Mask Template to create animal masks for an Animal Parade at the end of this half term.

Shipwrecked! A Shadow Puppet Play by Children Aged 10

As the winter nights draw in and it was dark outside and cosy inside, Friday Club students, turn the summerhouse into a theatre and make a shadow puppet play.

Paperback Figures: Collaged, Relief Sculptures

You May Also Like...

Visual Arts Planning Collections:
Cardboard and paper



Book art with Primary children



Making 2d & 3d Fashion Designs with Painted and Decorated Paper



Red to Green: Wax Resist and

Scraffito

40 Minute Cardboard and Double-Sided Sticky Tape Engineering Challenge

This workshop was all about getting year three and four Brilliant Makers at Milton Road Primary School to think about the biggest challenge for any maker: how to make something stand up.

Year 3 & 4 Making Club: Articulated Beasts

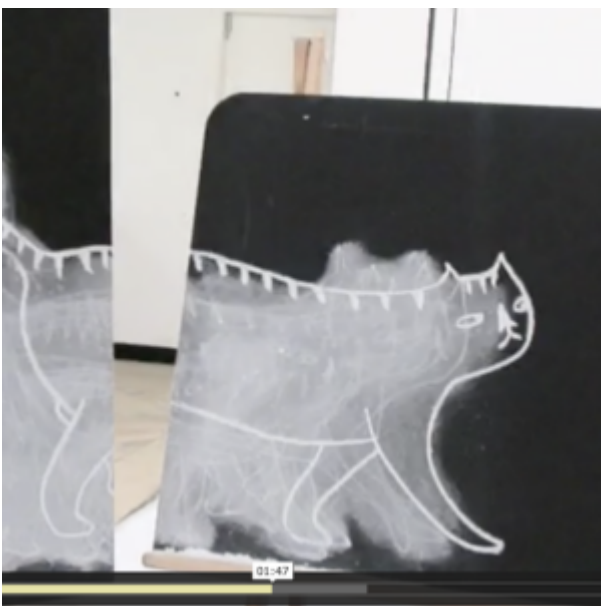
You May Also Like...

Pathway: Making Animated Drawings



[This is featured in the 'Making Animated Drawings' pathway](#)

Talking points: Making drawings move



Talking Points: paper cut puppets



Talking Points: Lauren child



Talking Points: Lotte reiniger



Articulated and Animated Drawings by Teenagers at AccessArt's Experimental Drawing Class

A simple project to teach how to make an articulated drawing with only very basic materials.

Paint, Colour and Autobiographical Imagery

My House – A Cardboard Construction Project

These autobiographical architectural sculptures use corrugated cardboard, laid in strips on their side, to create sculptures designed to be peered in to!

Autobiographical Suitcase Pop-Up Gallery

This resource shares how 8, 9 and 10 year old children created a home for all of their sculptures and paintings in the form of a cardboard suitcase which doubled up as a pop-up gallery.

Priscilla the Puffin: Make a Simple Bird Mobile

Nicola McGovern was one of the artists who generously donated an artwork to the AccessArt Share-a-Bird Project. She sent a mobile of a puffin and included a template so that the children who received her bird could have fun making a whole flock of puffins.