

# **Fabulous Fish**

Fabulous Fish was a Brilliant Makers workshop, for year four pupils, led by Sheila Ceccarelli, raising ocean awareness at Ridgefield Primary School, Cambridge.

---

# **Under the Ocean Mirrors**

This was an afternoon session for year four pupils at Ridgefield Primary School, Cambridge, and part of AccessArt's Brilliant Makers Club, a campaign supporting and championing making experiences in schools. By Sheila Ceccarelli

---

# **Drawing Into Space with Melissa Pierce Murray**

In this session, artist Melissa Pierce Murray invited students to create three-dimensional drawings from tape, string and paper, using the entire room as our canvas.

---

# **Questioning the Canvas**

---

# **Doodling with Stuff**

Paula Briggs shows how to create a safe environment for pupils to explore a range of materials which they would be able to manipulate and transform.

---

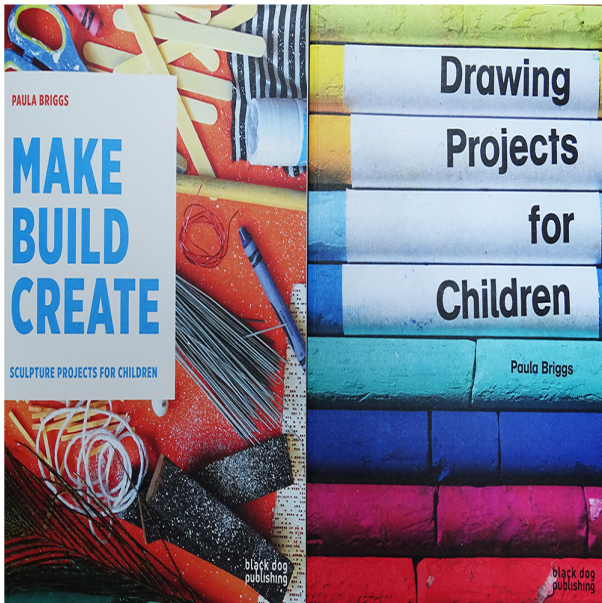
# **The August Creative Challenge Gallery – Week Four**

---

## **Supersized Jewellery**

## **You May Also Like...**

**More Making and Drawing projects for children**



## Barbie & Ken Transformation

This adaptable resource shares how we transformed Barbie dolls using paper, fabric, modroc and paint. We had great fun researching and designing costumes and exploring appropriate materials. By Paula Briggs

## Shipwrecked! A Shadow Puppet Play by Children Aged 10

As the winter nights draw in and it was dark outside and cosy inside, Friday Club students, turn the summerhouse into a theatre and make a shadow puppet play.

---

# **Paperback Figures: Collaged, Relief Sculptures**

## **You May Also Like...**

**Visual Arts Planning Collections:  
Cardboard and paper**



**Book art with Primary children**



## Making 2d & 3d Fashion Designs with Painted and Decorated Paper



---

## Red to Green: Monoprinting

Monoprinting is an excellent way to access mark making and drawing but with a bit of 'distance' from the finished work. Results are always unexpected and the process itself very

engaging, so any potential anxiety about what a finished drawing 'should' look like is taken away.

---

## **Red to Green: Casting**

day one of AccessArt's six day residency at Red2Green mark making into clay, mould making and casting

---

## **Brave Young Makers: Year Three Pupils at Ridgefield Primary Transform Materials into Birds and Insects**

This workshop presented year three pupils at Ridgefield Primary School with real design and making challenges as they worked to a brief to 'create birds and insects for their school tree'.

---

**Transformation**

**Project:**

# Cardboard and Jewellery

Artist Andrea Butler shows how to explore simple design and construction using cardboard and jewellery.

---

## A Wealth of Materials in Scrapstores

printmaking with salvaged sticky back aluminium foil, mixed media and cardboard



Make a sketchbook, an ideas book or a travel journal this summer!




**pattern and collage a whole school  
workshop at monkfield primary school**



**Sculptural Birds in Flight by Teenage  
Makers**



**Articulated and Animated Drawings by  
Teenagers at AccessArt's Experimental  
Drawing Class**



## A Model Studio by Susie Olczak




## Making Sea Sculptures at Culford School, Suffolk



## Inspired by Joseph Cornell: Making a Decorative Aviary Box



## **Brave Young Makers: Year Three Pupils at Ridgefield Primary Transform materials into Birds and Insects**



---

## **Making Sea Sculptures at Culford School, Suffolk**

Artists Andrea Butler and Sheila Ceccarelli inspire year three pupils to invent their own sculptural sea creatures using simple wrapping and binding techniques with scrap store materials.

---

## **Making a Scarecrow Out of Moss**

---

**Teenagers Make Small  
Sculptures: Exploring Felt-  
Making and Transforming  
Materials**

---

**Paper Sculptures: Dipping  
Objects in Paper Pulp**

---

**Exploring Materials: Merino  
Wool and Water and Making  
Felt**