

# Talking Heads

[By Tobi Meuwissen](#)

In this resource, learners explore their voice and express the things they want to say through debate and portraiture.

Inspired by [Lubaina Himid's](#) theatre exhibit, in which she creates to-scale cardboard and wooden sculptures of characters in theatre, learners will create cardboard portraits.

Learners will explore facial expressions and messaging through group discussions or independent contemplation, finding their message within the conversation, and coming together at the end to visualise their place within the conversation. This resource is suitable for ages 13 and up.

[Log in](#) below as a full member to watch the full video.

---

	<b>Please log in here to access full content.</b>	
Username	<input type="text"/>	
Password	<input type="password"/>	
	<input type="button" value="Login"/>	<input checked="" type="checkbox"/> Remember me
	<a href="#">Forgot Password</a>	

To access all content, I would like to join as...

**An Individual**



Creative practitioners, educators, teachers, parents, learners...

[From £3.50](#)

**An Organisation...**



Schools, Colleges, Arts Organisations: Single and Multi-Users  
**From £42**

*AccessArt is a UK Charity and we believe everyone has the right to be creative. AccessArt provides inspiration to help us all reach our creative potential.*

---

## **You May Also Like...**

**find your messages**

me for art  
homework  
getting stuff done.  
relaxing  
/ without Hmunk  
fun - freedom  
of everyone / don't judge  
before you know  
y

## Portrait Club



## Adapting AccessArt: Faces and Stories





## Exploring Macbeth Through Art: Macbeth Portraits



---


## Cooking With Collage

# You May Also Like...

## Redesigning food Packaging



## What i ate in a day



## Paint Your corner Shop



## Creating Repeat Patterns



---

## Adapting AccessArt: Colour and Composition

# You May Also Like

## Manipulating Forms in Landscape Painting



## Layered Colour Gestural Drawing



## Cut Paper Collage Still Life





---

## Illustrating a Book: The Making of Rabbit, Cactus, Accident

### What We Like About This Resource...

*"I really like how Yu-Ching's process combines hand-drawing and painting, before moving across to digital. Combining those processes ensures that the illustrations retain a very warm, tactile look to them, but the digital element refines the imagery. We really like what Yu-Ching says about the benefits of silent books being universally*

*understood and feel that the benefits and challenges of not using words means that the imagery has to be really clear, which encourages lots of exciting creative problem-solving.” – Tobi, AccessArt*


## You May Also Like...

Creating a Storyboard and dummy book



Drawable: the 3 Panel Challenge

3.



## Drawable: My Tiger Sketchbook



## Illustrating The Jabberwocky



---

## Redesigning Food Packaging

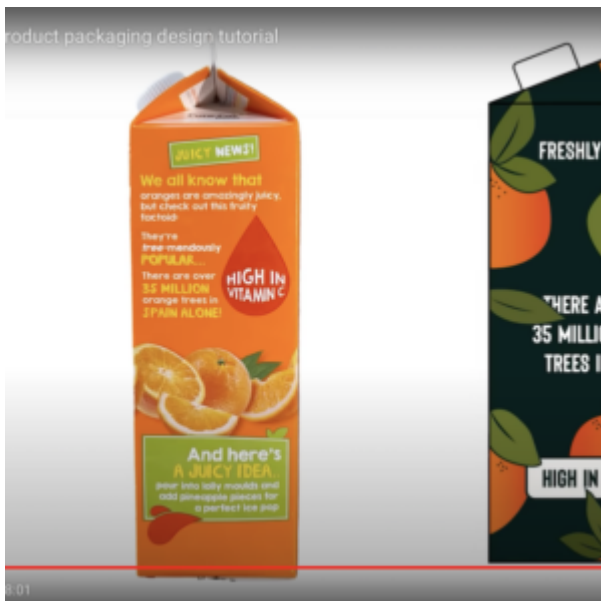
# You May Also Like...

## Pathway: 2D Drawing to 3D Making



[This is featured in the '2D Drawing to 3D Making' pathway](#)

## Talking Points: Packaging Design





## What is Typography



---

## Be Inspired by Flowers in a Glass Vase by Jan Davidsz de Heem

This resource looks at 'Flowers in a Glass Vase' by the Dutch painter, Jan Davidsz de Heem (1606-1684), on permanent display at the Fitzwilliam Museum, Cambridge, and how it might inspire your own creative responses and experimentation with colour.

---

## Unesco: Celebrating the Power

# of Making!

Inspired by Paula's recent rousing film, 'It's in Our Hands', artist Jan Miller pulled images together from her own teaching to illustrate the things the children in her classroom do with their hands

---

## Exploring Primary Colours and Progressing from Powder Paint to Gouache and Acrylic

This resource is based on methods shared, during an AccessArt InSET session, for primary school teachers at New Hall School, Chelmsford, to ultimately enable their pupils to develop colour skills. Teachers explored using their intuition and experience to mix primary colours, creating coloured swatches, that matched the colours of spring flowers, whilst comparing painting mediums. By Sheila Ceccarelli

---

## Paint, Colour and Autobiographical Imagery

---

# **Detached and Timeless Painting Workshop by Sara Dudman**

---

## **Emma Copley – Painting a Still Life and Seeing Colour**

---

## **Colour Mixing with Cyan, Magenta and Yellow Colour Mixing**

Teenagers enjoy drawing spring blossoms and colour mixing.  
[Full AccessArt Members Only](#)

---

## **Colour Mixing with Cyan Magenta Yellow**

Teenagers experiment with mixing Cyan, Magenta and Yellow to reproduce colours from nature. [Full AccessArt Members Only](#)

---

# Drawing Bubbles

Teenagers explore drawing by blowing bubbles! [Full AccessArt Members Only](#)

---

# Sue Gough: Making a Layered Drawing

Idea for making a layered drawing based upon the work of artist Sue Gough.

---

# Acrylic Painting: 'Food, Glorious Food'

Inspired by food – simple still lifes in acrylic.