

# **The Geometry of Chickens!**

**By Paula Briggs**



The aim of this session for teenagers aged 10, 11 and 12 at the AccessArt Art Lab was to enable them to look at an image (in this case photocopies of chickens) and to see for themselves how the image can be simplified into simple shapes to help understand the proportions of the forms.

We then went on to make larger drawings on A1 paper, using our knowledge of the ratios and proportions of the subject matter to make drawings which fit comfortably on the paper (a common problem for students is that their drawings often fall off or are "hemmed-in" by the sheet!).

We also worked to ensure that our drawings remained expressive and individual, despite the emphasis on geometry.

This resource shares our processes and outcomes.

	<b>Please log in here to access full content.</b>
Username	<input type="text"/>
Password	<input type="password"/>
	<input type="button" value="Login"/> <input checked="" type="checkbox"/> Remember me
	<a href="#">Forgot Password</a>

**To access all content, I would like to join as...**

**An Individual**



Creative practitioners, educators, teachers, parents, learners...

[From £3.50](#)

**An Organisation...**



Schools, Colleges, Arts Organisations: Single and Multi-Users  
**From £42**

*AccessArt is a UK Charity and we believe everyone has the right to be creative. AccessArt provides inspiration to help us all reach our creative potential.*

---

**See This Resource Used In  
Schools...**



---

# Graphite Sketches of Artist Retreats

# You May Also Like...

**Pathway: Mixed Media Land and city scapes**



[This is featured in the 'Mixed Media Land and City Scapes' pathway](#)

**Talking Points: Vanessa Gardiner**



## Talking Points: The Shoreditch Sketcher



## Talking Points: Kittie Jones




---

**Backwards Forwards Drawing**

# Exercise

## You May Also Like...

Pathway: Exploring the world through mono print



[This is featured in the 'Exploring The World Through Mono print' pathway](#)

**Drawing Large**



**Drawing small**



---

**Teachers Explore Pattern,  
Shape & Texture with**

# **Charcoal, Graphite, Masking Tape and Pastels**

An introduction to pattern, shape and texture with charcoal and graphite, and an opportunity for teachers to break down any preconceived ideas about what drawing is and who drawing processes is for

---

## **Using Sketchbooks, Drawing and Reflective Tools in the 20th Century Gallery at the Fitzwilliam Museum, Cambridge**

This post shares how Paula Briggs and Sheila Ceccarelli from AccessArt and Kate Noble from the Fitzwilliam Museum, Cambridge, enabled teachers to explore 20th Century paintings and sculpture, through using sketchbooks & drawing as tools for looking and remembering.

---

## **Thoughtful Drawing and Mark Making in the Armoury at the**

# Fitzwilliam Museum, Cambridge

This post shares how Paula Briggs and Sheila Ceccarelli from AccessArt and Kate Noble from the Fitzwilliam Museum, Cambridge, enabled teachers to explore armour through discussion, drawing and mark making.

---

## Filling a Sketchbook: Ruler Drawings

### You May Also Like...


**Pathway: Exploring Form Through Drawing**



[This is featured in the 'Exploring Form](#)

## Through Drawing' pathway

### The drawing journey



See Drawing Projects for Children for more Drawing Exercises



# Teenagers Write A Letter, A Postcard, A Poem or A Narrative in Invented Text

---


## Teenagers Use Touch to Draw and Explore Small Objects

“Feely Drawings” or Drawing by Touch – a 5 minute drawing exercise



This short icebreaker or warm up exercise, led by Paula Briggs at the Drawing Workshops for ages 6 to 10, encourages the children to relax into their drawing session.

## Introducing Graphite and Blind Drawing



Teenagers explored mark making, drawing 'blind' with the age old drawing tool 'the pencil' and softer graphite sticks. Sheila Ceccarelli

---

## Feeling Our Way Around Wool

---

# Early Primary Sketchbook Exploration

---

## Inspired by Christo: Mixed Media Drawings

---

## Water and Rock: Teenagers explore building drawings with graphite and modroc

Teenagers look at pieces of chalk and flint and explore the physicality of rocks and geological processes with graphite and plaster.

---

## Teachers Start the New Year with Sketchbooks

AccessArt introduces teachers from English Martyrs Catholic Primary School in Worthing, whistle stop introduction to drawing and sketchbooks as tools for recording and thinking.

---

# **Year 3 & 4 Making Club: Animal Parade – Week One**

To use our Carnival Mask Template to create animal masks for an Animal Parade at the end of this half term.

---

## **Drawing Flames**

Teenagers are led on several guided drawing exercises exploring mark making to the rhythm of a burning flame.

---

## **Life Drawing: Drawing Hands and Feet with Hester Berry**

---

## **Life Drawing: Drawing the Head by Hester Berry**

---

# Red to Green: Taking Rubbings and Making Compositions

process of recording by taken rubbings from natural and man made objects whilst incidentally making uninhibited gestures and marks with graphite

---

## Aspire to Create: Inspired by Nature & Empowered by Creativity – Red to Green

### One: Casting



Exploring mark making into wet clay, mould making, mixing and pouring plaster

## Two: Patterns in Nature, Line and Wire



Using drawing to look at designs and patterns in nature to inspire the creation of wire sculpture

## Three: Taking Rubbings and Making Compositions



Recording the surrounding world by taking rubbings

## Four: Block Printing



Learners are introduced to block printing

**Five: Monoprinting**




Exploring texture, pattern and mark making through monoprinting

**Six: Steps to Observational Drawing**



## Four steps to enabling observational drawing

### Seven: Making Sculpture



Learners explore sculptural principles of form, space and balance

### Eight: Wax Resist and Scraffito



Introducing colour with wax resist and scraffito techniques