

Nests: Observational Ink Drawing

By [Mandy Barrett](#) and [Jo Blaker](#)

In this second of a series of three posts, Teacher Mandy Barrett and Artist Jo Blaker journey on a project that considers the materials and structures of nests. In this second post the class developed and built upon their earlier mark making work using ink to observe and draw a series of natural objects.

Click on the links to [post one: Materials, Tools, Testing and Sketchbooks](#) and [post three: Nests with Dry and Wet Media](#).



	Please log in here to access full content.
Username	<input type="text"/>
Password	<input type="password"/>
	<input type="button" value="Login"/> <input checked="" type="checkbox"/> Remember me
	Forgot Password

To access all content, I would like to join as...

An Individual



Creative practitioners, educators, teachers, parents, learners...

From £3.50

An Organisation...



Schools, Colleges, Arts Organisations: Single and Multi-Users
From £42

AccessArt is a UK Charity and we believe everyone has the right to be creative. AccessArt provides inspiration to help us all reach our creative potential.

See This Resource Used In Schools...




You May Also Like...

Pathway: Sculpture, Structure,
Inventiveness & determination



[This is featured in the 'Sculpture, Structure, Inventiveness & Determination' pathway](#)

Talking Points: What can we learn from birds



Drawing source material: nests



Nests: Materials, Tools Testing and Sketchbooks

**See This Resource Used In
Schools...**




You May Also Like...

Pathway: Sculpture, Structure,
Inventiveness & determination



[This is featured in the 'Sculpture, Structure, Inventiveness & Determination' pathway](#)

Talking Points: What can we learn from birds



Drawing source material: nests




A Visual Poetry Zine with Monotype

Use monoprint, paint and collage to create zines inspired by poetry.

Trace Monotype

You May Also Like...

Pathway: Exploring the world through monotype print



[This is featured in the 'Exploring The World Through Mono print' pathway](#)

Talking Points: Xgaoc'o Xare



Video enabled monoprint resources



Light-field Monotype

Dark-Field Monotype: Masking

Dark-field Monotype

Home Made Inks

Printmaking By Scarlett Rebecca

Which Artists: Claire Harrup

What We Like About This Resource...

“We really enjoyed reading about the process of creating art work according to a design brief and how the experience of this differs to when an artist begins with their own idea or concept. That’s not to say an artist can’t approach a brief with their own individual style and ideas, but what this post shows us is that there can be a balance between the two. This would be a great resource to show older KS pupils who may be beginning to consider their options beyond Primary School”. – *Rachel, AccessArt*

You Might Also Like...


Pathway: 2D Drawing to 3D Making



[This is featured in the '2D Drawing to 3D Making' pathway](#)

Talking Points: Packaging Design





Block Printing Repeat Patterns



Redesigning Food Packaging

You May Also Like...

Pathway: 2D Drawing to 3D Making



[This is featured in the '2D Drawing to 3D Making' pathway](#)

Talking Points: Packaging Design



What is Typography



Printmaking using Packaging

Finding Marks Through Drawings Made by Artists

See This Resource Used In Schools



You May Also Like...

Pathway: Typography and Maps



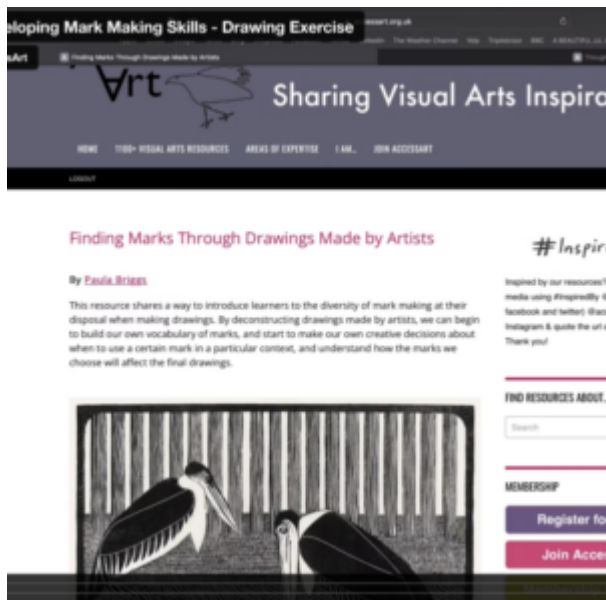
[This is featured in the 'Typography and Maps' pathway](#)

Pathway: Cloth, thread, paint



[This is featured in the 'Cloth, Thread, Paint' pathway](#)

Session Recording: Finding Marks Made by Artists



Personalising a Sketchbook with Mark Making and Collage

Ink Collage Inspired by The Wolf Wilder

Using a well loved children's book as a starter for creating a beautiful and varied collage using different inking

techniques.

Making a Scroll Drawing

Galaxy Painting

Printed Houses

Walking and Drawing

Bubble Drawings