

How to Make Beautiful, Liquid Drawings Inspired by Degas

This resource looks at drawings by the French artist, Edgar Degas (1834-1917), and how to enable the production of beautiful, 'inky drawings' in the classroom. This resource was created in collaboration with AccessArt and the Fitzwilliam Museum, Cambridge.

An Exploration of Artwork by Shepard Fairey

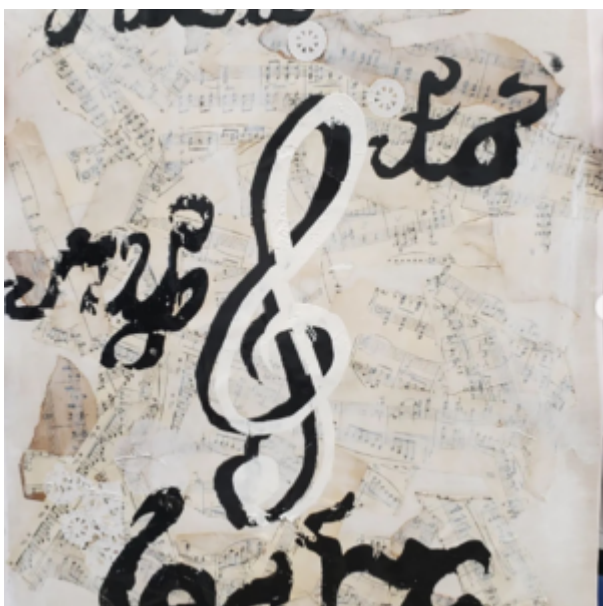
Screen Printing with Screen Mesh: Screen Printing Hack

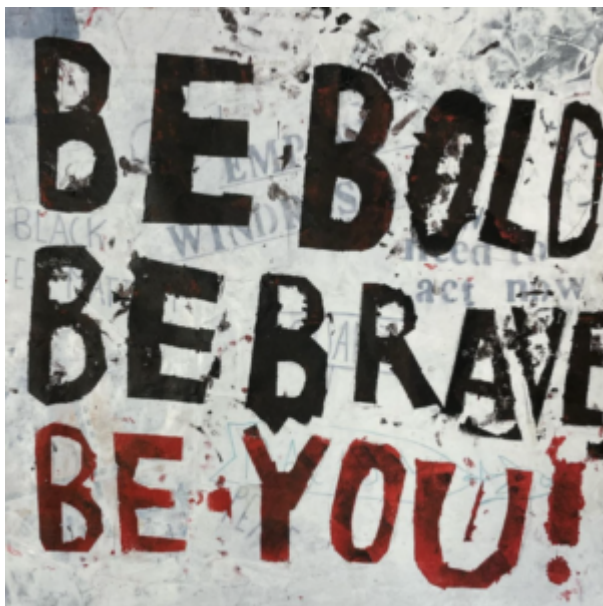
Teenagers Make Propaganda Art

Inspired by Shepard Fairey

See This Resource Used In Schools...







FOR
YOUR
RIGHTS

Press Free

Be Confident

Be Proud

Be Gay

Peace

1968

1969

1970

1971

1972

1973

1974

1975

1976

1977

1978

1979

1980

1981

1982

1983

1984

1985

1986

1987

1988

1989

1990

1991

1992

1993

1994

1995

1996

1997

1998

1999

2000

2001

2002

2003

2004

2005

2006

2007

2008

2009

2010

2011

2012

2013

2014

2015

2016

2017

2018

2019

2020

2021

2022

2023

2024

2025

2026

2027

2028

2029

2030

2031

2032

2033

2034

2035

2036

2037

2038

2039

2040

2041

2042

2043

2044

2045

2046

2047

2048

2049

2050

2051

2052

2053

2054

2055

2056

2057

2058

2059

2060

2061

2062

2063

2064

2065

2066

2067

2068

2069

2070

2071

2072

2073

2074

2075

2076

2077

2078

2079

2080

2081

2082

2083

2084

2085

2086

2087

2088

2089

2090

2091

2092

2093

2094

2095

2096

2097

2098

2099

2100

2101

2102

2103

2104

2105

2106

2107

2108

2109

2110

2111

2112

2113

2114

2115

2116

2117

2118

2119

2120

2121

2122

2123

2124

2125

2126

2127

2128

2129

2130

2131

2132

2133

2134

2135

2136

2137

2138

2139

2140

2141

2142

2143

2144

2145

2146

2147

2148

2149

2150

2151

2152

2153

2154

2155

2156

2157

2158

2159

2160

2161

2162

2163

2164

2165

2166

2167

2168

2169

2170

2171

2172

2173

2174

2175

2176

2177

2178

2179

2180

2181

2182

2183

2184

2185

2186

2187

2188

2189

2190

2191

2192

2193

2194

2195

2196

2197

2198

2199

2200

2201

2202

2203

2204

2205

2206

2207

2208

2209

2210

2211

2212

2213

2214

2215

2216

2217

2218

2219

2220

2221

2222

2223

2224

2225

2226

2227

2228

2229

2230

2231

2232

2233

2234

2235

2236

2237

2238

2239

2240

2241

2242

2243

2244

2245

2246

2247

2248

2249

2250

2251

2252

2253

2254

2255

2256

2257

2258

2259

2260

2261

2262

2263

2264

2265

2266

2267

2268

2269

2270

2271

2272

2273

2274

2275

2276

2277

2278

2279

2280

2281

2282

2283

2284

2285

2286

2287

2288

2289

2290

2291

2292

2293

2294

2295

2296

2297

2298

2299

2300

2301

2302

2303

2304

2305

2306

2307

2308

2309

2310

2311

2312

2313

2314

2315

2316

2317

2318

2319

2320

2321

2322

2323

2324

2325

2326

2327

2328

2329

2330

2331

2332

2333

2334

2335

2336

2337

2338

2339

2340

2341

2342

2343

2344

2345

2346

2347

2348

2349

2350

2351

2352

2353

2354

2355

2356

2357

2358

2359

2360

2361

2362

2363

2364

23

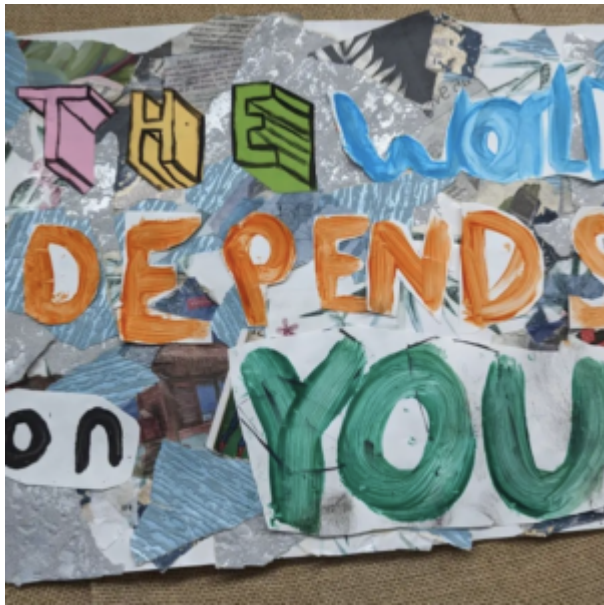
Kingston


WHAT WE NEEDS TO HAPPEN

Kingston, Jamaica

Maroon Completed
Hauton
School for

Maroon Completed
Hauton
School for girls





You May Also Like...

Pathway: Print & Activism



[This is featured in the 'Print & Activism' pathway](#)


Talking Points: Luba Lukova



Talking Points: Faith Ringgold



Talking Points: Kate DeCiccio



Talking Points: Shepard Fairey



Making Sculptural “Wild Things” (Session 2 & 3)

**See This Resource Used In
Schools...**







You May Also Like...

Pathway: Drawing and Making Inspired by Maurice Sendak



[This resource is featured in the 'Drawing and Making Inspired by Maurice Sendak' pathway](#)

talking points: maurice sendak




session recording: exploring modroc



**Shared Ink Drawing Inspired
by “Where the Wild Things
Are”**

**See This Resource Used In
Schools...**





You May Also Like...

Pathway: Drawing and Making Inspired by Maurice Sendak



This is featured in the 'Drawing and Making Inspired by Maurice Sendak' pathway

Pathway: Making Animated Drawings



This is featured in the 'Making Animated Drawings' pathway

talking points: maurice sendak



Working with Ink

In this one hour session, led by artist Melissa Pierce Murray, students explore techniques and properties of Quink and Black India Inks, and how to build up a drawing using the medium.

Making an Ink and Wax Village with Pupils in Mansfield

Wax Resist Autumn Leaves by Rosie James

See This Resource Used In Schools...






You May Also Like...

Pathway: Explore and Draw



[Featured in the 'Explore and Draw' Pathway](#)

Talking Points: Artists as Collectors and explorers



Talking Points: What is Composition



Wave Bowls

In this session children make 'wave bowls' with Paula Briggs – a session where the pieces literally 'come together'.

Ink & Foamboard Architecture

Inspired by "Amphis" by Folke Köbberling and Martin Kaltwasser at Wysing Arts Centre, this post shares how the children went on to make architectural models based upon their exploration with Paula Briggs.

Graphic Inky Still Life!

See This Resource Used In
Schools...





You Might Also Like...

Pathway: Exploring Still Life



[This is featured in the 'Explore Still Life' pathway](#)

Talking Points: Paul Cezanne



talking points: Contemporary still life



talking points: Flemish and Dutch Still Life Painters



Using Sketchbooks to Take Ownership of Ideas

Drawing Into Space with Melissa Pierce Murray

In this session, artist Melissa Pierce Murray invited students to create three-dimensional drawings from tape, string and paper, using the entire room as our canvas.

Inky Objects with Melissa Pierce Murray

In this workshop I introduced the idea of thinking of the piece of paper as an object to shape, rather than a picture plane to fill.

Teenagers Paint a Canvas with

Scolaquip

Landscape Painting: Tone in the Landscape

Teenagers Write A Letter, A Postcard, A Poem or A Narrative in Invented Text

What is a Canvas? Exploration Activity

Early Primary Sketchbook

Exploration