

Barbie & Ken Transformation

This adaptable resource shares how we transformed Barbie dolls using paper, fabric, modroc and paint. We had great fun researching and designing costumes and exploring appropriate materials. By Paula Briggs

Shipwrecked! A Shadow Puppet Play by Children Aged 10

As the winter nights draw in and it was dark outside and cosy inside, Friday Club students, turn the summerhouse into a theatre and make a shadow puppet play.

Paperback Figures: Collaged, Relief Sculptures

You May Also Like...

**Visual Arts Planning Collections:
Cardboard and paper**



Book art with Primary children



Making 2d & 3d Fashion Designs with Painted and Decorated Paper



Red to Green: Making Sculpture

I wanted students to be pushed to explore how to make a free standing sculpture encompassing modern sculptural principles of form, shape and balance, yet with an accessible and tangible approach to working.


Aspire to Create: Inspired by Nature & Empowered by Creativity – Red to Green

One: Casting



Exploring mark making into wet clay, mould making, mixing and pouring plaster

Two: Patterns in Nature, Line and Wire



Using drawing to look at designs and patterns in nature to inspire the creation of wire sculpture

Three: Taking Rubbings and Making Compositions



Recording the surrounding world by taking rubbings

Four: Block Printing



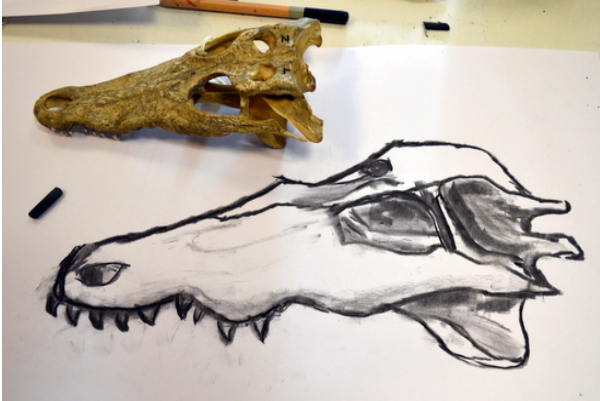
Learners are introduced to block printing

Five: Monoprinting




Exploring texture, pattern and mark making through monoprinting

Six: Steps to Observational Drawing



Four steps to enabling observational drawing

Seven: Making Sculpture



Learners explore sculptural principles of form, space and balance

Eight: Wax Resist and Scraffito



Introducing colour with wax resist and scraffito techniques



How to Make a Simple Origami Bird by Melanie Johns

Melanie Johns suggests using origami to transform old artwork. It's an exciting way of using less successful drawings or paintings on paper to produce a new creative outcome, in the form of a personalised paper sculpture.

'Birds in the Trees' by Pupils at Battyeford Primary School

You May Also Like...

Visual Arts Planning Collections: Birds



Drawing Feathers



Flat yet sculptural



**Brave Young Makers: Year
Three Pupils at Ridgefield**

Primary Transform Materials into Birds and Insects

This workshop presented year three pupils at Ridgefield Primary School with real design and making challenges as they worked to a brief to 'create birds and insects for their school tree'.

Colourful Sculptural Birds by Pupils at Donhead Preparatory School

See fabulous selection of birds by pupils from Donhead Preparatory School sent to AccessArt by Phillippa Dudgeon, Head of Art & DT.

Pattern and Collage: A Whole School Workshop at Monkfield Primary School

A Wealth of Materials in Scrapstores

printmaking with salvaged sticky back aluminium foil, mixed media and cardboard



Make a sketchbook, an ideas book or a travel journal this summer!




pattern and collage a whole school workshop at monkfield primary school




Sculptural Birds in Flight by Teenage Makers



Articulated and Animated Drawings by Teenagers at AccessArt's Experimental Drawing Class



A Model Studio by Susie Olczak



Making Sea Sculptures at Culford School, Suffolk




Inspired by Joseph Cornell: Making a Decorative Aviary Box



Brave Young Makers: Year Three Pupils at Ridgefield Primary Transform materials

into Birds and Insects



Making a Scarecrow Out of Moss

You Might Also Like...


Which Artists: Andrew Amondson



Roots and Shoots: A Sculptural Challenge



Connecting with Nature Through Art



Inspired by Joseph Cornell:

Making a Decorative Aviary Box

See This Resource Used In Schools...







A Model Studio by Susie Olczak

A Model Studio by Susie Olczak: Teenagers explore skills that would be useful in a real life creative working environment

Printmaking with Salvaged Sticky Back Aluminium Foil, Mixed Media and Cardboard

Rook – Transforming Materials

Here, artist Paula Briggs shares how she made a Rook for the AccessArt Share-a-Bird-Project

3D Drawing in a Frame

Book Transformation: Flock of Birds

See This Resource Used In Schools...





You May Also Like...

Pathway: Making Birds



[This resource is featured in the 'Making Birds' pathway](#)

Visual Arts Planning Birds: Making & Drawing



Plinth People: Sculptural Self Portraits

Join Paula Briggs and the AccessArt Art Club for ages 8, 9 and 10 to see how to make autobiographical sculptures.

Miniature Matchbox Museums by Anna Linch

See how artist Anna Linch gets children thinking about the purpose of museums and letting their imaginations run wild with a brief to design their own museum, complete with a collection.