

Get Connected! Cardboard Robots with Movable Joints

By [Rachel Thompson](#)

In this table top post AccessArt team member [Rachel Thompson](#) shows you how to make a robot using scrap cardboard and split pins to create movable joints.



	Please log in here to access full content.	
Username	<input type="text"/>	<input type="text"/>
Password	<input type="text"/>	<input type="text"/>

	<input type="button" value="Login"/> <input checked="" type="checkbox"/> Remember me
	Forgot Password

To access all content, I would like to join as...

An Individual



Creative practitioners, educators, teachers, parents, learners...

From £3.50

An Organisation...



Schools, Colleges, Arts Organisations: Single and Multi-Users
From £42

AccessArt is a UK Charity and we believe everyone has the right to be creative. AccessArt provides inspiration to help us all reach our creative potential.

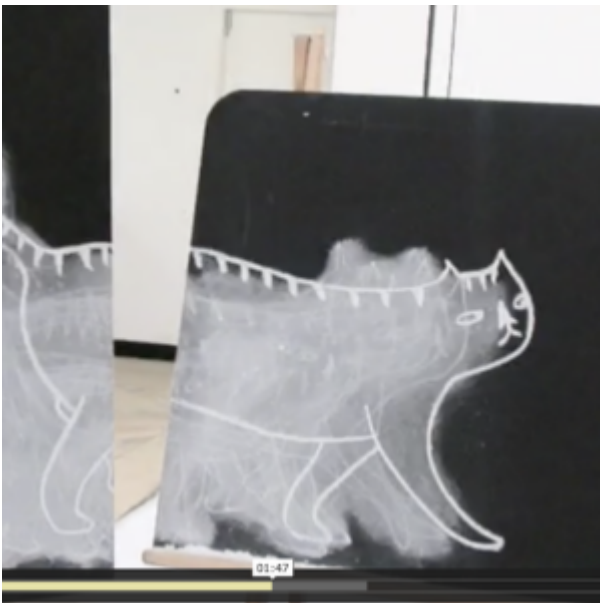
You May Also Like...

Pathway: Making Animated Drawings



[This is featured in the 'Making Animated Drawings' pathway](#)

Talking points: Making drawings move



Talking Points: paper cut puppets



Talking Points: Lauren child



Talking Points: Lotte reiniger



Be Inspired by Flowers in a Glass Vase by Jan Davidsz de Heem

This resource looks at 'Flowers in a Glass Vase' by the Dutch painter, Jan Davidsz de Heem (1606-1684), on permanent display at the Fitzwilliam Museum, Cambridge, and how it might inspire your own creative responses and experimentation with colour.

Galaxy Painting

“Missing You” – Pavement Art Response to #SchoolclosureUK

Home: The Little House on West Street LockDown Project


Inspired! Making at Linton Heights Junior School

Anna Campbell shares how a whole school engaged with making projects integrated across subjects in response to the Renaissance painting of Cupid and Psyche by Jacopo Del Sellaio at the Fitzwilliam Museum, Cambridge, and how she used the project to progress pupils' making skills throughout the year groups.

Mono Printing Session with ‘Change, Grow, Live’

You May Also Like...

Pathway: Exploring the world through mono print



[This is featured in the 'Exploring The World Through Mono print' pathway](#)

Talking Points: Xgaoc'o Xare




Video enabled monoprint resources



Drawing Small

You May Also Like...

Pathway: Exploring the world through mono print



This is featured in the 'Exploring The World Through Mono print' pathway

Drawing Large



Printed Houses

Inspired! Re-Creating Cupid and Psyche in Mixed Media by Year Fives at Linton Heights

Year Five teacher, Kirsty Webb, shares her pupils' Inspire journey and their response to the Renaissance painting of Cupid and Psyche by Jacopo Del Sellaio at the Fitzwilliam Museum, Cambridge and the benefits of having a full immersion into materials and working together as a class on a shared project.

Inspire 2020: Introducing Colour and Egg Tempera on a Gesso Panel

This post shares how egg tempera was used as a medium in the Italian Renaissance and how teachers interpreted the processes involved in the teaching studio at the Fitzwilliam Museum, Cambridge with AccessArt and the Fitzwilliam Education Team, as part of the CPD programme for Inspire 2020

A Progression Pathway in Clay Work

From Early Years

Woodland Exploration by Caroline Wendling & Deborah Wilenski



[_](#)Artists Caroline Wendling and Deborah Wilenski encourage young children in a woodland exploration using art and imagination as their discovery tools.

Nest By Paula Briggs



[_](#)Paula gives children the tools to both draw and make. Children worked with hard and soft pencils, graphite, wax resist, watercolour, clay and sticks.

From Key Stage One

How to Clay Play



[_](#)This resource, commissioned by Cambridge City Council, encourages being together through making and introduces the basics of working with Scolaquip air-hardening clay.

Ofsted are Coming Tomorrow!



[_](#)Primary school teacher, Sue Brown, shares her experience of an Ofsted Deep Dive in Art and gives advice to other teachers on how they might prepare themselves.

Quick Clay Figurative Sketches By Paula Briggs



Paula provided young children with the opportunity to explore clay as a “short term” construction and modelling material. Without being fired, the dry clay has a limited lifespan, and the sculptures will crumble, but I think it’s important to remind ourselves that even without access to a kiln, clay can still be regarded as a valuable sculptural material.

Decorative Clay Coil Pots by Sharon Gale



This simple clay pot making resource is not the traditional way of making coil pots but it’s lots of fun and by using different paint effects, the end results can be very interesting. We worked on this project for two, two-hour sessions.

Making Plaster Reliefs By Paula Briggs



[_](#)This resource describes how to create plaster reliefs using clay and foamboard moulds. It is based upon a session which took place at Bourn Primary Academy with a group of Year 5 children.

Clay Art Medals by Sharon Gale



[_](#)In this three stage resource, students make a circular medal from clay depicting their own profile, look at examples of fun lettering and devise a short, fun or meaningful phrase to paint inside their portrait profile. Clay art medals are a fun way to link class topics with an art activity.

Japan: Making Sushi – Recycled Style! By Jan Miller



 Inspired by research into Japanese culture, children explored the potential and limitations of paper and recycled materials, learning through play and experimentation to make 3D forms. The outcomes of this process were used to inform work created in a second medium of clay, using kitchen equipment to shape the clay and add textures.

From Key Stage Two

Japan – Ceramics Inspire Painting and Painting Inspires Ceramics By Jan Miller



 Jan shares a Year Three class project that uses the work of a contemporary Japanese ceramicist to inspire vibrant paintings in a variety of materials. The children then used their own art to design ceramic vessels.

Clay ‘Portrait’ Miniatures by Sharon Gale



Portrait miniatures are small painted images, usually of monarchs and very wealthy, important people. Dating back to the 1520s, these tiny portraiture paintings are like medals, but with realistic colour. This two stage clay and painting resource is very versatile because essentially the miniatures are blank canvasses.

Clay Slab Work by Andy Cairns



This resource explores how to make an armature and use clay slab to build a form. Based upon the legend of “Black Shuck”, a ghostly dog that roams the coast searching for its drowned masters, this project engaged the children and resulted in charismatic sculptures, but you could equally transfer the activity to other themes.

Fruit-Inspired Clay Tiles By Rachel Dormor



[Ceramicist Rachel Dormor](#) shares a workshop idea suitable for primary or secondary aged children. Working in clay, pupils take their inspiration from drawings of fruit to make decorative clay tiles.


Fruit Pinch Pot Project By Rachel Dormor



[Ceramicist Rachel Dormor](#) shares a workshop idea suitable for primary or secondary aged children. Working in clay, pupils take their inspiration from drawings of fruit to make simple pinch pot mugs.

From Key Stage Three and Beyond

Chimera Drawings into Beautiful Terracotta Tiles By Eleanor Somerset



___Sgraffito, or ‘scratching’ is a technique which is an excellent way to reinforce mark making with all age groups.

Drawing into leather hard red clay tiles to create designs using mark-making can be even more effective when done through a white earthenware slip to reveal the red clay beneath.

Exploring Materials: Clay and Water by Sheila Ceccarelli



___Sheila asked teenagers at AccessArt’s Experimental Drawing Class when the last time was that they had played with clay?

Arts and Minds: Manipulating Clay with Water by Sheila Ceccarelli



[_](#)This post shows how to facilitate a sensory session exploring water and clay – by Sheila Ceccarelli (artist) and Yael Pilowsky Bankirer (Psychotherapist) for Arts and Minds.

Painted Clay by Melissa Pierce Murray



[_](#)This post was inspired by the Japanese art of dorondongo, where mud and dirt are shaped and buffed into highly polished spheres. We made clay spheres and other simple forms in clay, and once dry, painted them with ink and acrylic.

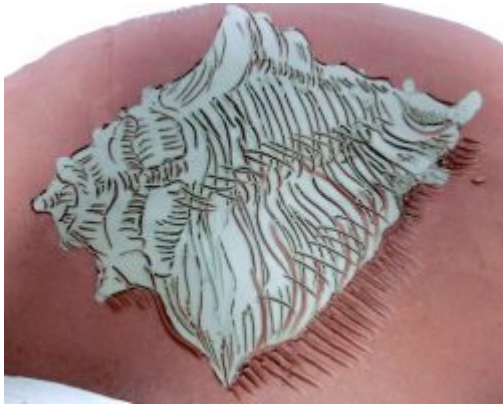
Exploring Portraits with Eleanor Somerset



[_](#)In this resource artist, Eleanor

Somerset shows how she led students in The Little Art Studio, Sheffield, to explore and discover portraiture through various media.

Introducing Sgraffito using a Coloured Clay Slip on a Terracotta Tile By Eleanor Somerset



[_](#)Further explore how to make beautiful sgraffito, or 'scratched drawings' with artist Eleanor Somerset.

From Bones and Body to Structure and Form By Melissa Pierce Murray



[_](#)Artist Melissa Pierce Murray worked with teenagers from AccessArt's Experimental Drawing Class on a series of workshops which physically explored drawing and sculptural responses to form, forces and anatomy.

Simple Clay Moulds by Melissa Pierce Murray



[_](#)In this post, artist Melissa Pierce Murray, shows, step-by-step, how young teenagers explored plaster casting by making simple clay 'waste moulds' and then moved on to making simple 'two piece moulds'.

Casting a Negative Space in Plaster with Sculptor Rachel Wooller



[_](#)Resident artist at ArtWorks Studios, Cambridge, Rachel Wooller, introduces teenagers at AccessArt's Experimental Drawing Class to the process of casting and creating negative shapes in plaster from clay positives.

Rowan: Clay Coiling Techniques to Make Penguins, Tweety Pie and a Dalek too! by Abi Moore and Sarah Nibbs



Abi, Sarah and students at Rowan Humberstone, show how they made clay birds using clay coiling techniques and with a plaster mould for the birds' bases.

Rowan: Making a Clay Bird from a Mould by Abi Moore and Sarah Nibbs



Abi and students from Rowan Humberstone, describe how they made clay birds from a plaster mould.

Modelling The Head in Clay by Melissa Pierce Murray



Artist Melissa Pierce Murray led a

series of workshops for AccessArt's Experimental Drawing Class in which the teenagers modelled a head in clay. There are five resources in this series, beginning with constructing an armature and making preparatory drawings, then studying the bone structure of the skull before moving on to features. The final post in this series looks at ways to increase the techniques and approaches used in drawing.

Design Lab: Phoebe Cummings at the V&A



Students, from the DesignLab at the V&A, London, worked with artist Phoebe Cummings over a three month period to create a site-specific, group piece, from unfired clay which was inspired by the historical 2D designs found on 19th century British tableware in the collection.

Inspired! Psyche's Resilience by The Fitzy Peters

Natalie Bailey shares the pupils' Inspire journey and their response to the Renaissance painting of Cupid and Psyche by Jacopo Del Sellaio at the Fitzwilliam Museum, Cambridge as well as her reflections on the transformative impact that the project had on the children and how Art can support healing and wellbeing.

Life Drawing Class: Visual Impressions

Inspired! 'The Tree' by Year One and Two at Hauxton Primary School

In this post, Pamela Stewart shares the submission by Hauxton Primary School, Cambridgeshire for Inspire: A Celebration of Children's Art in Response to Jacopo del Sellaio's Cupid and Psyche by Year One and Two pupils in 'Owl Class'.

It shares the pupils' Inspire journey and all that they learned in response to looking at the Renaissance painting at the Fitzwilliam Museum, Cambridge.

Ofsted are Coming Tomorrow!

Sue Brown shares her experience of an Ofsted inspection with an Art Deep Dive.

Walking and Drawing

Unesco: Celebrating the Power of Making!

Inspired by Paula's recent rousing film, 'It's in Our Hands', artist Jan Miller pulled images together from her own teaching to illustrate the things the children in her classroom do with their hands

Foreshortened Sketches

Bubble Drawings