

Conquering SATs Stress with Seats

After two terms of sitting on the same blue chairs being taught (and taught very well!) the same curriculum, artist, Paula Briggs wanted to remind these year six children, that they were all individuals with different areas of skills and unique personalities and that they were all valued as such.

“Heart-Work” an Arts and Wellbeing Project for Young People

Arts and Minds: Time to Introduce Ourselves – A Sculpture Challenge



Arts and Minds: A 'Heart-Work' Conversation




Arts and Minds: Asemic Writing and Invented Text



Feeling Through Drawing



Drawing for Mindfulness




Arts and Minds: Expressive Monoprinting on a Big Scale




Constructing the World with Collage



Building to the Limit



Manipulating Clay with Water



Landscape Painting:
Expressive Mark Making

Exploring Casting with Latex Animal Moulds

Paula Briggs describes how one of her first experiences of understanding the casting process was through the use of latex moulds and fine casting plaster (plaster of Paris) and how exciting it was to reveal the plaster forms!

Quick Guide to Mixing Plaster

Drawing Into Space with Melissa Pierce Murray

In this session, artist Melissa Pierce Murray invited students to create three-dimensional drawings from tape, string and paper, using the entire room as our canvas.

Inky Objects with Melissa Pierce Murray

In this workshop I introduced the idea of thinking of the piece of paper as an object to shape, rather than a picture plane to fill.

Questioning the Canvas

Animating with Charcoal

Landscape Painting: Plein Air Painting

World in a Matchbox

Children love working on a miniature scale where they can create worlds which they can control and oversee. AccessArt and Mencap have devised the “World in a Box” activity to

enable children plenty of creative freedom resulting in fantastic autobiographical artwork.

Making Finger Puppets

AccessArt and Mencap have got three great ways for you to make finger puppets depending on your time or level of expertise. Starting with a simple print, colour, cut and stick and moving on to a full blown sculptural version, we hope you are inspired to make some puppets and possibly put on a show!

Drawing with Objects by Melissa Pierce Murray

Teenagers explore ideas of placement with artist Melissa P Murray by arranging or assembling objects to make compositions or maquettes.

Teenagers Paint a Canvas with Scolaquip

Mayan Tabletop Eraser Printing Project

Landscape Painting: Colour in the Landscape

Make a Stitched Drawing of a House in an Hour

Mural and Workshop Project at Chesterton Community College in Collaboration with Jon Bates from Blight Society

This project started out as getting Blight Society back to Chesterton Community College, Cambridge to do a mural

Making Paper Masks for Carnival and Mardi Gras

Making a Carnival Mask with the help of an AccessArt Template.

Teachers Explore Pattern, Shape & Texture with Charcoal, Graphite, Masking Tape and Pastels

An introduction to pattern, shape and texture with charcoal and graphite, and an opportunity for teachers to break down any preconceived ideas about what drawing is and who drawing processes is for