

# Adapting AccessArt: Stories and Faces

**By Sarah Longley**

This resource documents a project facilitated by artist educator Sarah Longley, working in collaboration with a primary school and a daycare centre in Scotland. Sarah talks about how she was inspired by the [Exploring Identity](#) pathway to deliver a project that sought to produce vibrant portraits inspired by the stories of participants.

In this project, children interviewed elderly people from a daycare centre and produced portraits inspired by their stories. Sarah explains how she facilitated this project by navigating funding, building community relations and celebrating important social history through portraiture.

This project took place over several weeks, with three sessions to prepare children for the visit to the daycare centre and three sessions to complete the portraits. Sarah also details how she managed to get the whole school involved in the project, which resulted in two wonderful exhibitions, a book and a film.

[Log in](#) to access the resource below.



	<b>Please log in here to access full content.</b>	
Username	<input type="text"/>	
Password	<input type="password"/>	
	<input type="button" value="Login"/> <input checked="" type="checkbox"/> Remember me	
	<a href="#">Forgot Password</a>	

**To access all content, I would like to join as...**

## An Individual



Creative practitioners, educators, teachers, parents, learners...

From £3.50

## An Organisation...






Schools, Colleges, Arts Organisations: Single and Multi-Users  
**From £42**

*AccessArt is a UK Charity and we believe everyone has the right to be creative. AccessArt provides inspiration to help us all reach our creative potential.*

---

## You May Also Like...

**Making Physical or Digital Layered Portraits**



## **Pathway: Exploring Identity**



**Quentin Blake's Drawings as Inspiration:  
Exaggerating to communicate**



## Session Recording: Creating School Exhibitions & Displays



## Finger Palette Portraits



**elastic band sketchbook**



---

**Giant Jewellery: Multimedia  
Response to Yayoi Kusama**

---

# Improving Outcomes: Gestural Drawing with Charcoal Pathway

---

## Playing With Perspective

## You May Also Like...

Other Resources by Joe Gamble



Adapting AccessArt: Colour and Composition





## Thoughtful Mark making



---

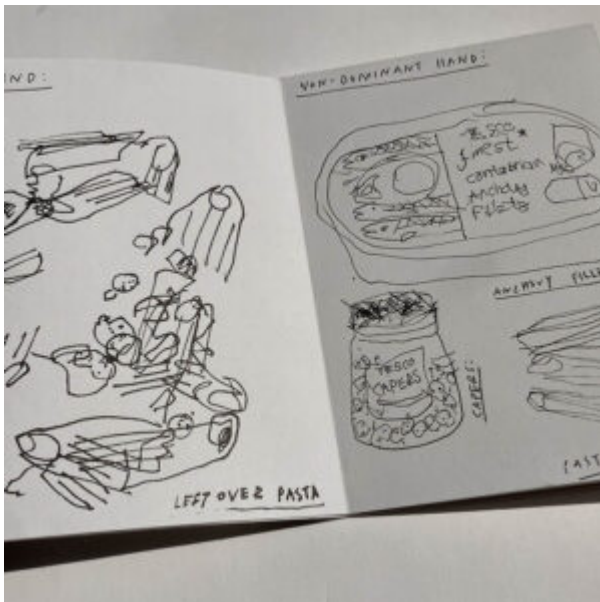
## Cooking With Collage

# You May Also Like...

## Redesigning food Packaging



## What i ate in a day



## Paint Your corner Shop



## Creating Repeat Patterns



---

## Adapting AccessArt: Colour and Composition

# You May Also Like

## Manipulating Forms in Landscape Painting



## Layered Colour Gestural Drawing



## Cut Paper Collage Still Life






---

## What I Ate in a Day

## You May Also Like

### Drawing Prompt Cards



# Watercolour Washes Inspired by the Tapestries of Henry Moore




## Paint Your corner Shop



# Adapting AccessArt: From 2D to 3D

## You May Also Like

Manipulating Paper: Turning 2D into 3D



Making Prompt cards



**playful making pathway**




**ASTRONAUT PAPER BODY CASTS**



**Turkish map fold**





## **Adapting AccessArt: Playful Making Inspired by Nnena Kalu**



---

## **Adapting AccessArt: Pattern**

# and Colour

## You May Also Like...

Screenprinting in the classroom



**SCREENPRINTING USING OVERLAID PATTERN**



**exciting colour**



## **Creating Repeat Patterns With Rachel Parker**



# Illustrating a Book: The Making of Rabbit, Cactus, Accident

## What We Like About This Resource...

*"I really like how Yu-Ching's process combines hand-drawing and painting, before moving across to digital. Combining those processes ensures that the illustrations retain a very warm, tactile look to them, but the digital element refines the imagery. We really like what Yu-Ching says about the benefits of silent books being universally understood and feel that the benefits and challenges of not using words means that the imagery has to be really clear, which encourages lots of exciting creative problem-solving." – Tobi, AccessArt*

## You May Also Like...


Creating a Storyboard and dummy book





**Drawable: the 3 Panel Challenge**

**3.**



**Drawable: My Tiger Sketchbook**



## Illustrating The Jabberwocky




---

## Egg Box Gargoyles

# You May Also Like...

**Visual Arts Planning Collections:  
Cardboard and paper**



**Making a Sculptural Modroc Mask**



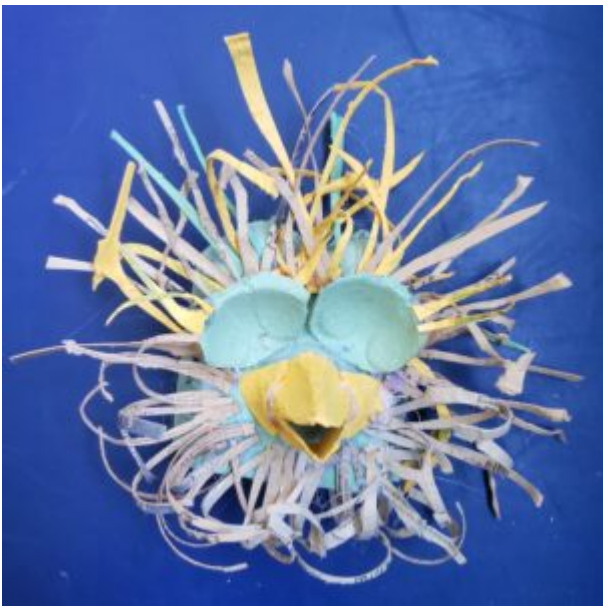
**Making a Mask from Sticks and Tissue Paper**



**See This Resource Used in  
Schools...**







---

# Adapting AccessArt: Egypt in Ink

See This Resource Used In Schools...











**You May Also Like...**

**Graphite**



**ink**





**Graphic inky still life**



---

**Ice Worlds**

# You May Also Like...

## Pathway: Using Art To Explore Global Issues



[This resource is featured in the 'Using Art To Explore Global Issues' pathway](#)


Drawing Source material: ice



## Talking Points: Drawn To Antarctica



## Mini world Lightboxes



---

## Sketch Your World: Materials

---

# An Introduction to Gel Plate Printing

---

## Clay Pens

## You May Also Like

EYFS Curriculum



fruit pinch pot



how to clay play



---

**Adapting AccessArt: Stone Age  
Clay Play**



# See This Resource Used In Schools...





## You May Also Like

fruit pinch pot



clay pens



how to clay play



---

**Magic Caring Box**

---

# **Our Creative Community: Plates Inspired by Janine Burrows**

---

## **Our Creative Community: Inspired by Samantha Bryan Part One**