

Show Me The Shadows

By Paula Briggs

At the AccessArt Art Club for ages 8, 9 and 10, I wanted to spend a few weeks giving children the opportunity to brush up (forgive the pun!) on a few seeing, drawing and painting skills around the theme of still life.

This is the first resource in this series and explores how we can encourage children to see tonal values in relation to each other, and to be able to communicate those values on paper. This was an hour long session.




Watching a continuous line drawing being made

To Begin

Each child was given a simple object, in this case an orange, on a white sheet of paper, plus additional paper and a sharp B pencil.

I invited the children to make a [continuous line drawing](#) of the fruit, but to make sure they included the lines made made by the shadow in the drawing. The aim of this was to help encourage the children to see the shadows as having equal importance to the object.



Continuous line drawing of an orange and its shadows

	Please log in here to access full content.	
Username	<input type="text"/>	
Password	<input type="password"/>	
	<input type="button" value="Login"/> <input checked="" type="checkbox"/> Remember me	
	Forgot Password	

To access all content, I would like to join as...

An Individual



Creative practitioners, educators, teachers, parents, learners...

From £3.50

An Organisation...



Schools, Colleges, Arts Organisations: Single and Multi-Users
From £42

AccessArt is a UK Charity and we believe everyone has the right to be creative. AccessArt provides inspiration to help us all reach our creative potential.

How to Make a Simple Origami Bird by Melanie Johns

Melanie Johns suggests using origami to transform old artwork. It's an exciting way of using less successful drawings or paintings on paper to produce a new creative outcome, in the

form of a personalised paper sculpture.

‘Birds in the Trees’ by Pupils at Battyeftord Primary School

You May Also Like....

Visual Arts Planning Collections: Birds



Drawing Feathers



Flat yet sculptural



**Year 3 & 4 Making Club:
Articulated Beasts**

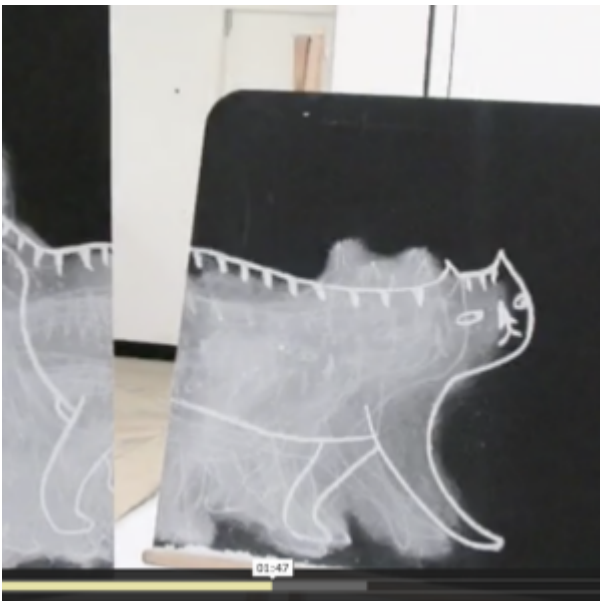
You May Also Like...

Pathway: Making Animated Drawings



[This is featured in the 'Making Animated Drawings' pathway](#)

Talking points: Making drawings move



Talking Points: paper cut puppets



Talking Points: Lauren child



Talking Points: Lotte reiniger



In the Company of Birds

You May Also Like...

Visual Arts Planning Collections: Birds



swoop



Birds in trees



Articulated and Animated


Drawings by Teenagers at AccessArt's Experimental Drawing Class

A simple project to teach how to make an articulated drawing with only very basic materials.

“Flock” at Prospect House School, Inspired by Veronica Lindsay-Addy

You May Also Like....

Visual Arts Planning Collections: Birds



Swoop



How To Make an Origami Bird



Printing at Battyeford

Primary, Inspired by Hester Cox

Illustrating 'The Jabberwocky'

In this resource, AccessArt contributor Eleanor Somerset, illustrates how she worked with a group of 7-10 year old pupils and another of 10-15 year old budding artists, at the Little Art Studio in Sheffield, on a series of workshops to illustrate Lewis Carroll's The Jabberwocky.

Paint, Colour and Autobiographical Imagery

My House – A Cardboard Construction Project

These autobiographical architectural sculptures use corrugated cardboard, laid in strips on their side, to create sculptures designed to be peered in to!

Exploration of Watercolour in the Studio

After having studied watercolour paintings at the Fitzwilliam Museum Cambridge with AccessArt, teachers were invited to undertake their own exploration of working with watercolour, including colour mixing, paint techniques, and intention. This resource shares the processes and outcomes of the practical studio session.

Introduction to Watercolour

You May Also Like...

Pathway: Exploring Watercolour



Featured in the 'Exploring Watercolour' pathway

Pathway: Mixed Media Land and city scapes



This is featured in the 'Mixed Media Land and City Scapes' pathway


Collection of Landscape Resources by Hester Berry



PAINTING THE STORM AT BOURN PRIMARY SCHOOL



Talking Points: Paul Klee



part 2: Exploration of Watercolour in the studio



Exploring Watercolour at the Fitzwilliam Museum Cambridge with AccessArt

part 1: Introduction to Watercolour



The resource describes and demonstrates individual watercolour techniques, and then shows examples of these techniques in paintings from the Fitzwilliam Collection.

part 2: Exploration of Watercolour in the studio



After studying paintings from the collection at first hand and identifying how various marks within the paintings may have been made, teachers undertake their own exploration of working with watercolour.

The
Fitzwilliam
Museum
CAMBRIDGE



UNIVERSITY OF CAMBRIDGE
MUSEUMS
& BOTANIC GARDEN



Supported using public funding by
**ARTS COUNCIL
ENGLAND**



Autobiographical Suitcase Pop-Up Gallery

This resource shares how 8, 9 and 10 year old children created a home for all of their sculptures and paintings in the form of a cardboard suitcase which doubled up as a pop-up gallery.

Brave Young Makers: Year Three Pupils at Ridgefield Primary Transform Materials into Birds and Insects

This workshop presented year three pupils at Ridgefield Primary School with real design and making challenges as they worked to a brief to 'create birds and insects for their school tree'.

Priscilla the Puffin: Make a Simple Bird Mobile

Nicola McGovern was one of the artists who generously donated an artwork to the AccessArt Share-a-Bird Project. She sent a mobile of a puffin and included a template so that the children who received her bird could have fun making a whole

flock of puffins.

Making and Drawing Birds

creating decorative designs from birds:
markmaking, texture and pattern



In the Company of Birds



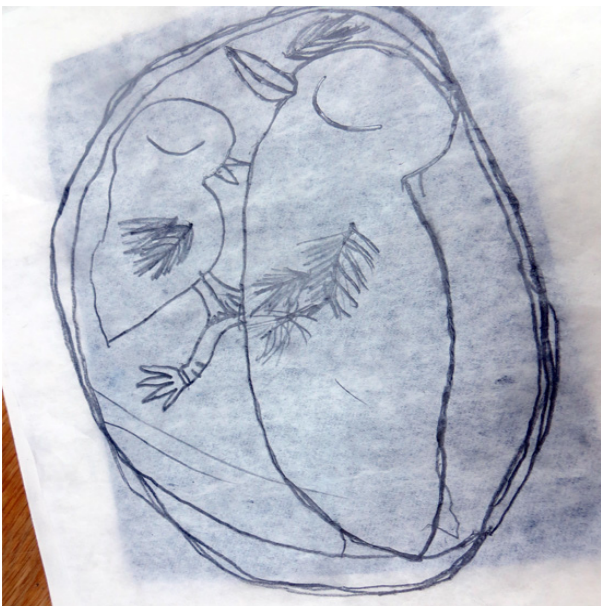
nest




Rowan: Making a Clay Bird from a Mould



dragons and birds in eggs: hidden and revealed



making birds! sculptural ideas for primary schools



Sculptural Birds in Flight by Teenage Makers



rook: transforming materials



Printing at Battyford Primary, Inspired by Hester Cox



‘Flock’ at Prospect House School, Inspired by Veronica Lindsay-Addy



book transformation: flock of birds



drawing birds with mixed media: creating effects with oil pastels, crayons and ink washes



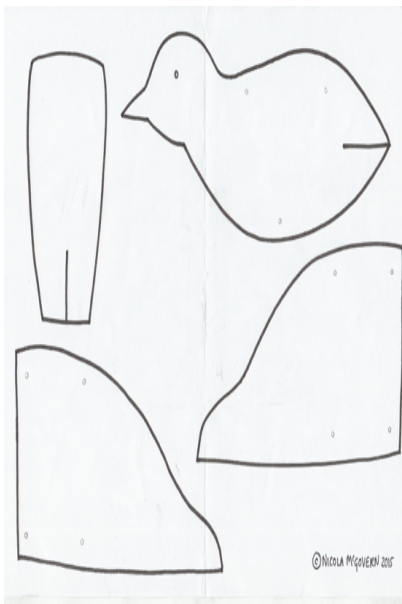
‘Dawn Chorus’ by Marcus Coates



Colourful Sculptural Birds by Pupils at Donhead Preparatory School



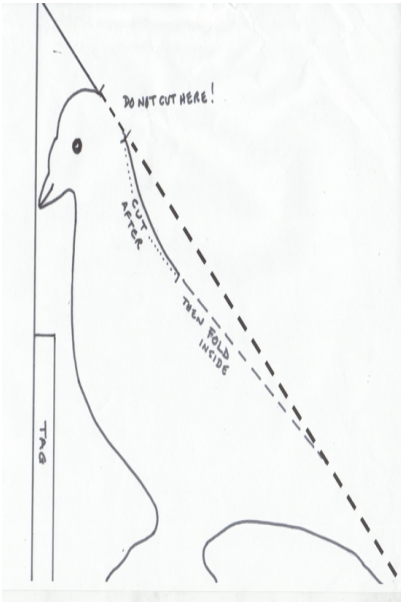
Priscilla the Puffin: Make a Simple Bird Mobile



How to Make a Simple Origami Bird by Melanie Johns



Paper Pidgeon Project



‘Birds in the Trees’ by Pupils at Battyeford Primary School



Brave Young Makers: Year Three Pupils at Ridgefield Primary Transform materials into Birds and Insects



making modroc sculpture



cantus arcticus (Concerto for birds and orchestra) Op.61: Images Inspired by Music



Perseverance, Determination and Inventiveness: Building Nests



Colourful Sculptural Birds by Pupils at Donhead Preparatory School

See fabulous selection of birds by pupils from Donhead Preparatory School sent to AccessArt by Phillippa Dudgeon, Head of Art & DT.

Pattern and Collage: A Whole School Workshop at Monkfield

Primary School