

Transformation Cardboard and...

Project:

Artist Andrea Butler shows how to explore simple design and construction using cardboard and jewellery.

A Wealth of Materials in Scrapstores

printmaking with salvaged sticky back
aluminium foil, mixed media and cardboard



Make a sketchbook, an ideas book or a
travel journal this summer!



**pattern and collage a whole school
workshop at monkfield primary school**




**Sculptural Birds in Flight by Teenage
Makers**




**Articulated and Animated Drawings by
Teenagers at AccessArt's Experimental**

Drawing Class



A Model Studio by Susie Olczak



Making Sea Sculptures at Culford School, Suffolk




Inspired by Joseph Cornell: Making a

Decorative Aviary Box



Brave Young Makers: Year Three Pupils at Ridgefield Primary Transform materials into Birds and Insects



Making Sea Sculptures at Culford School, Suffolk

Artists Andrea Butler and Sheila Ceccarelli inspire year three pupils to invent their own sculptural sea creatures using simple wrapping and binding techniques with scrap store materials.

Making a Scarecrow Out of Moss

Make a Sketchbook, Ideas Book or Travel Journal this Summer!

AccessArt's Experimental Drawing Class worked during their final session this term, on making their own books for summer ideas (and delightfully their parents joined in at the end of the session and made their own books too)


Teenagers Make Prompts to Overcome White Page Syndrome

Fabulously inspired teenagers at AccessArt's Experimental Drawing Class made prompts to help each other overcome the 'white page syndrome'.

Inspired by Joseph Cornell: Making a Decorative Aviary Box

See This Resource Used In
Schools...







A Model Studio by Susie Olczak

A Model Studio by Susie Olczak: Teenagers explore skills that would be useful in a real life creative working environment

Painting the Storm, at Bourn Primary Academy

Making a Collagraph Print by Suzie Mackenzie

Printmaking with Salvaged Sticky Back Aluminium Foil, Mixed Media and Cardboard

Rook – Transforming Materials

Here, artist Paula Briggs shares how she made a Rook for the AccessArt Share-a-Bird-Project

Chimera Drawings into Beautiful Terracotta Tiles

Artist Eleanor Somerset introduces 'Sgraffito': drawing into leather hard red clay tiles to create designs using mark-making.

Introducing Sgraffito using a Coloured Clay Slip on a Terracotta Tile

Further explore how to make beautiful sgraffito, or 'scratched drawings' with artist Eleanor Somerset.

Wax Resist with Coloured Inks and Sgraffito on Foamboard

3D Drawing in a Frame

How to Roll a Clay Slab

Ceramic student Lena Peters demonstrates how to wedge clay and roll a clay slab.

Chimera – A Drawing Workshop with Eleanor Somerset

You May Also Like...

Visual Arts Planning Collections:
Literacy



Wax Resist with Coloured Inks and
Sgraffito on Foamboard



Chimera Drawings into Beautiful Terracotta Tiles



Manipulating Paper: Turning

2D into 3D

Andrea Butler and Paula Briggs show how to manipulate flat pieces of paper into three dimensional shapes.

Book Transformation: Flock of Birds

See This Resource Used In Schools...





You May Also Like...

Pathway: Making Birds



[This resource is featured in the 'Making Birds' pathway](#)

Visual Arts Planning Birds: Making & Drawing

