

Emma Copley – Painting a Still Life and Seeing Colour

A 40 Artist Educator Resource:
Be Inspired by Emma Copley



Shell Subject Matter

Artist Educator, Emma Copley demonstrates in this beautifully illustrated resource, a step-by-step method for producing a painting of a shell, or similar object, in gouache.

This project was shared with AccessArt as part of the [40 Artist Educator Project](#), funded by Arts Council England, aiming to highlight and celebrate artist-led teaching and facilitation.

Seeing and Painting a Shell by Emma Copley

These instructions are for painting a picture of a shell in gouache*, however you can use any object that is limited in colour, an egg or a mushroom would also work. The techniques taught in this resource can be adapted to any learner age and ability, as well as any painting medium.

I have developed this method over many years and use it to create many of my own paintings; especially of trompe l'oeil objects. I have delivered this painting method in many of my adult education classes with great results. My students have enjoyed the simple exercises that lead up to the painting and always come away with a new view of how to get started with their own work. You will begin to understand how to find colour in objects that seemingly don't have any, how to work in a limited palette and how to inject your own personality into those choices.

*A form of opaque watercolour.

	Please log in here to access full content.
Username	<input type="text"/>
Password	<input type="password"/>
	<input type="button" value="Login"/> <input checked="" type="checkbox"/> Remember me
	Forgot Password

To access all content, I would like to join as...

An Individual



Creative practitioners, educators, teachers, parents, learners...

[From £3.50](#)

An Organisation...



Schools, Colleges, Arts Organisations: Single and Multi-Users
From £42


AccessArt is a UK Charity and we believe everyone has the right to be creative. AccessArt provides inspiration to help us all reach our creative potential.


Cut Paper Collage Still Life

See This Resource Used In Schools...













You May Also Like...

Pathway: Exploring Still Life



[This is featured in the 'Explore Still Life' pathway](#)

Talking Points: Paul Cezanne



talking points: Contemporary still life



talking points: Flemish and Dutch Still Life Painters




Drypoint Etching

You May Also Like...

Visual Arts Planning Collections:
Portraits



kitchen lithography



video enabled printmaking resources



Creating and Drawing an Art

Installation

How to Cast – Simple, Two Piece Casting Using Clay & Plaster

Nest

See This Resource Used in Schools...








You May Also Like...

**Pathway: Sculpture, Structure,
Inventiveness & determination**



[This is featured in the 'Sculpture, Structure, Inventiveness & Determination' pathway](#)

Talking Points: What can we learn from birds



Drawing source material: nests



Drawing Hands

You May Also Like...

Pathway: Exploring Form Through Drawing

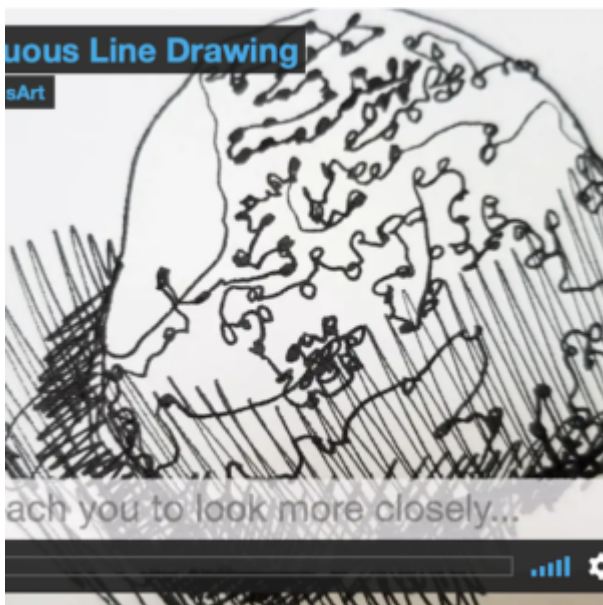


[This is featured in the 'Exploring Form Through Drawing' pathway](#)

Drawing Like a Caveman – Handprint Art



Continuous Line Drawings



**Painting the Savannah by
Chloe Williams**

**Rosemary Cronin: Memory
Mining and Drawing on Dreams**

**Working Collaboratively in
School: Cell Design by Karen
Wicks**

Making a Monogram

Ann Bridges – Poetry and

Printmaking


You May Also Like...



Visual Arts Planning Collections:
Literacy


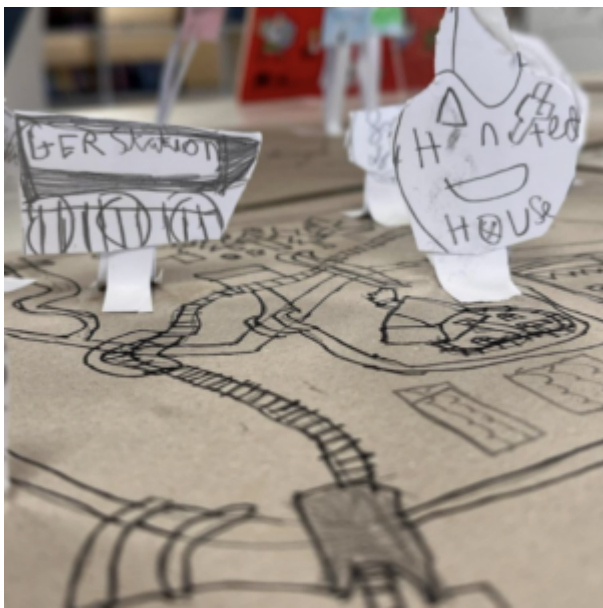


A Visual Poetry Zine with Monotype









Talking Points: Louise Fili




Talking Points: Chris Kenny



Talking Points: Grayson Perrys 'Map of Days'



Talking Points: Hogwarts' Maps




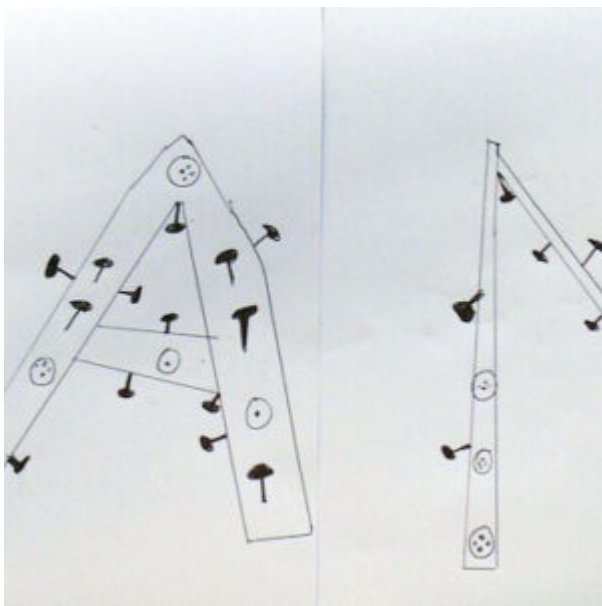
Talking Points: Paula Sher




Typography for Children

See the Resource Used in Schools...









You May Also Like...

Pathway: Typography and Maps




[This is featured in the 'Typography and Maps' pathway](#)

Talking Points: What is typography?



Talking Points: Louise Fili



Casting a Negative Space in Plaster with Sculptor Rachel

Wooller

Relief Printing and Plaster Casting with Ursula Kelly

Teenagers Work on an Art Project for the Community

Teenagers work to a brief to create Two Mannequins for 'Friends at Mitcham's Corner' Project.

In-Depth Drawing Experience for Teenagers by Betsy Dadd

VIVID Young Creatives: Hannah

**Webb and Anne Struebel at
Witchford Village College**