

# Adapting AccessArt: From 2D to 3D

[By Yu-Ching Chiu](#)

In this resource, artist and artist educator Yu-Ching Chiu shares her adaptation of the [Manipulating Paper: Turning 2D into 3D](#) resource. This session aims to give pupils the opportunity to gain experience in executing 3D design on paper using the [Design through Making](#) approach. Yu-Ching works across pre-university Foundation level, however, her adaptations could be translated across a variety of ages.

[Log in](#) below to access the full resource.



---

	<b>Please log in here to access full content.</b>
Username	<input type="text"/>
Password	<input type="password"/>
	<input type="button" value="Login"/> <input checked="" type="checkbox"/> Remember me
	<a href="#">Forgot Password</a>

**To access all content, I would like to join as...**

**An Individual**



**Creative practitioners, educators, teachers, parents, learners...**

**From £3.50**

## An Organisation...




Schools, Colleges, Arts Organisations: Single and Multi-Users  
From £42

*AccessArt is a UK Charity and we believe everyone has the right to be creative. AccessArt provides inspiration to help us all reach our creative potential.*

---

## You May Also Like

**Manipulating Paper: Turning 2D into 3D**



## Making Prompt cards




## playful making pathway



**ASTRONAUT PAPER BODY CASTS**



**Turkish map fold**



## **Adapting AccessArt: Playful Making Inspired by Nnena Kalu**



---

## **Adapting AccessArt: Pattern**

# and Colour

## You May Also Like...

Screenprinting in the classroom



## SCREENPRINTING USING OVERLAID PATTERN



**exciting colour**



**Creating Repeat Patterns With Rachel Parker**



# Illustrating a Book: The Making of Rabbit, Cactus, Accident

## What We Like About This Resource...

*“I really like how Yu-Ching’s process combines hand-drawing and painting, before moving across to digital. Combining those processes ensures that the illustrations retain a very warm, tactile look to them, but the digital element refines the imagery. We really like what Yu-Ching says about the benefits of silent books being universally understood and feel that the benefits and challenges of not using words means that the imagery has to be really clear, which encourages lots of exciting creative problem-solving.” – Tobi, AccessArt*


## You May Also Like...

Creating a Storyboard and dummy book



**Drawable: the 3 Panel Challenge**

**3.**



**Drawable: My Tiger Sketchbook**



## Illustrating The Jabberwocky



---

## Egg Box Gargoyles

## **You May Also Like...**

**Visual Arts Planning Collections:  
Cardboard and paper**



**Making a Sculptural Modroc Mask**

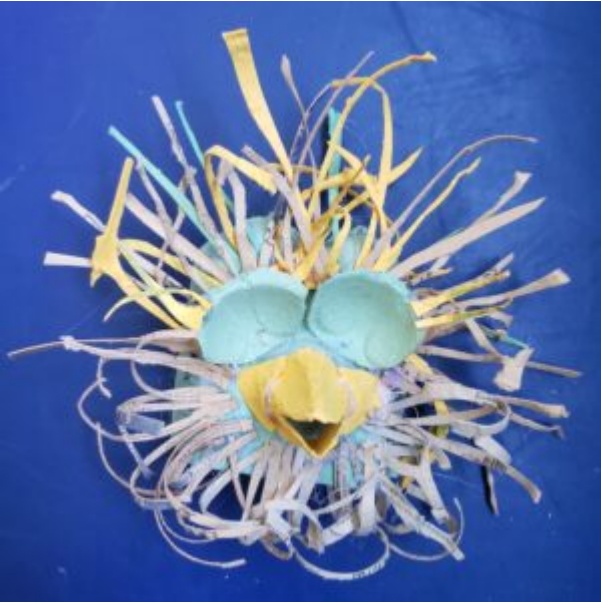


**Making a Mask from Sticks and Tissue Paper**



**See This Resource Used in Schools...**





---

# Adapting AccessArt: Egypt in Ink

See This Resource Used In Schools...









**You May Also Like...**

**Graphite**



**ink**



**Graphic inky still life**



---

**Ice Worlds**


# You May Also Like...

**Pathway: Using Art To Explore Global Issues**



[This resource is featured in the 'Using Art To Explore Global Issues' pathway](#)


**Drawing Source material: ice**



## Talking Points: Drawn To Antarctica



## Mini world Lightboxes



---

## Sketch Your World: Materials

---

# An Introduction to Gel Plate Printing

---

## Clay Pens

## You May Also Like

EYFS Curriculum



fruit pinch pot



how to clay play



---

**Adapting AccessArt: Stone Age  
Clay Play**

# See This Resource Used In Schools...





**You May Also Like**

**fruit pinch pot**



**clay pens**



how to clay play



---

**Magic Caring Box**

---

**Our Creative Community:  
Plates Inspired by Janine  
Burrows**

---

**Our Creative Community:  
Inspired by Samantha Bryan  
Part One**

---

**Our Creative Community:  
Preparing Screens**

---

**Our Creative Community:  
Inspired by Nigel Hoyle**

---

# Angry Cat, Calm Cat

---


## Mobile Construction Methods

### You May Also Like...

**Pathway: Explore Sculpture Through Making a Mobile**



**Heavy/Light Mobile – Drawing and Making**



**Coat-hanger Shells**



---

**Adapting AccessArt: Playful  
Making Inspired by Nnena Kalu**

# You May Also Like

## Roots to shoots



## Prompt cards for making



## coat-hanger shells



---

## **Adapting AccessArt: Monoprint and Painting: The Great Fire of London**

**See This Resource Used In  
Schools**






## **You May Also Like**

**7 & 8 Year Olds Explore MonoPrinting & Oil Painting**



**Monoprinting with Oil Pastel and Carbon Copy Paper**




---


## **Working in a Studio**

**You Might Also Like...**

**Artist Studio Series**



## Talking Points: Artists as Collectors and Explorers



## Explore Contemporary Artists, Designers and Makers

