

Drawing with Sticks

[By Elizabeth Hammond](#)

In this post artist Elizabeth Hammond demonstrates how to draw using a stick to give life to the marks made. This way of drawing encourages bodily movement and energy on the page. It is a really accessible activity for all abilities. Become a [member](#) to watch the full video below.

	Please log in here to access full content.	
Username	<input type="text"/>	
Password	<input type="password"/>	
	<input type="button" value="Login"/>	<input checked="" type="checkbox"/> Remember me
	Forgot Password	

To access all content, I would like to join as...

An Individual



Creative practitioners, educators, teachers, parents, learners...

From £3.50

An Organisation...



Schools, Colleges, Arts Organisations: Single and Multi-Users
From £42

AccessArt is a UK Charity and we believe everyone has the right to be creative. AccessArt provides inspiration to help us all reach our creative potential.

What We Like About This Resource

“This is a great activity to get students to think about drawing in a different way. Extending reach and accepting a lack of control can lead to really

exciting and energised mark-making. It's great to see that this resource has also been used in SEND settings, demonstrating its accessibility." – Tobi, AccessArt.

Exploring Macbeth Through Art: Storyboards

Exploring Macbeth Through Art: Out Damn Spot!

Exploring Macbeth Through Art: Macbeth Portraits

Exploring Macbeth Through

Art: Witch's Capes

**Exploring Macbeth Through
Art: Heath Landscapes**

Explore Paper Weaving

Introduction to Pens

**Sculptural Environments
Inspired by Hockney**

See This Resource Used In

Schools...





Learning from Permaculture Design Principles

Introduction to Graphite

**AccessArt Primary Art
Curriculum Materials List**

**Making 2d & 3d Fashion
Designs with Painted and
Decorated Paper**

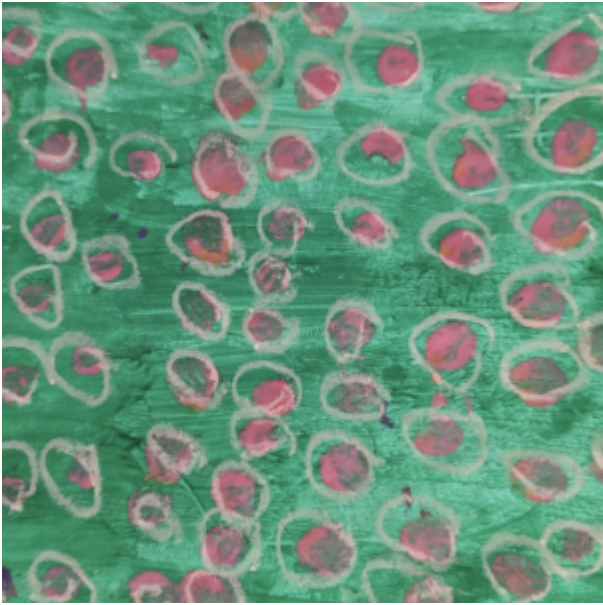
**See This Resource Used In
Schools...**


















You May Also Like...

Pathway: Fashion Design



[This is featured in the 'Fashion Design' pathway](#)


Talking Points: Hormazd Narielwalla



Talking Points: Tatyana Antoun



Talking Points: Alice Fox



Talking Points: Pyer Moss





Talking Points: Rahul Mishra



Making Painted & Sewn Landscapes

See This Resource Used In Schools...

























You May Also Like...

Pathway: Cloth, thread, paint



[This is featured in the 'Cloth, Thread, Paint' pathway](#)


Talking Points: Frank Bowling



Talking Points: Hannah Rae



Talking Points: Alice Kettle



Making a Treehouse

You May Also Like...

Pathway: Stick Transformation project



[This is featured in the 'Stick Transformation Project' pathway](#)

Talking Points: treehouses



Experimental Mark Making Tools

See This Resource Used In Schools...



You May Also Like...

Pathway: Expressive Painting



[This is featured in the 'Expressive Painting' pathway](#)


Mixed Media Landscape Challenges

See This Resource Used In Schools...











You May Also Like...

Pathway: Mixed Media Land and city scapes



[This is featured in the 'Mixed Media Land and City Scapes' pathway](#)

Talking Points: Vanessa Gardiner



Talking Points: The Shoreditch Sketcher



Talking Points: Kittie Jones





Nests: With Dry and Wet Media

See This Resource Used In Schools...











You May Also Like...

Pathway: Sculpture, Structure,
Inventiveness & determination



This is featured in the 'Sculpture,
Structure, Inventiveness & Determination'
pathway

Talking Points: What can we learn from birds



Drawing source material: nests



Nests: Observational Ink Drawing

See This Resource Used In Schools...



You May Also Like...

Pathway: Sculpture, Structure,
Inventiveness & determination



[This is featured in the 'Sculpture, Structure, Inventiveness & Determination' pathway](#)

Talking Points: What can we learn from birds



Drawing source material: nests



**Nests: Materials, Tools
Testing and Sketchbooks**

See This Resource Used In Schools...




You May Also Like...

Pathway: Sculpture, Structure,
Inventiveness & determination



This is featured in the 'Sculpture, Structure, Inventiveness & Determination' pathway

Talking Points: What can we learn from birds



Drawing source material: nests

