

# Home Made Inks

By [Scarlett Rebecca](#)

In this tutorial, printmaker Scarlett Rebecca shows you how you can make your own inks from the plants around you. Use your individual inks on top of the oil based prints made in the Lithograph tutorial, or just experiment with mixing colours and painting with inks. This activity can be done with all ages, however for younger children supervision will be required for the boiling elements.

The full video is available to [full members](#) below.

---

	<b>Please log in here to access full content.</b>	
Username	<input type="text"/>	
Password	<input type="password"/>	
	<input type="button" value="Login"/>	<input checked="" type="checkbox"/> Remember me
	<a href="#">Forgot Password</a>	

**To access all content, I would like to join as...**

**An Individual**



Creative practitioners, educators, teachers, parents, learners...

From £3.50

**An Organisation...**



Schools, Colleges, Arts Organisations: Single and Multi-Users  
From £42

*AccessArt is a UK Charity and we believe everyone has the right to be creative. AccessArt provides inspiration to help us all reach our creative potential.*

---

---

**Printmaking      By      Scarlett  
Rebecca**

---

# Kitchen Lithography

See This Resource Used In  
Schools...









---

# How Do We Look At Contemporary Sculpture: Meg Klosterman

---

## Creating Repeat Patterns With Rachel Parker

## What We Like About This Resource...

*“This is a great activity for really tuning into colour and shape. The process is ultimately quite a refined one (ie making a pattern balanced and repeated ‘correctly’) – but there’s plenty of scope for exploring pattern in a more experiential way prior to the refinement page. Try one of the recommended resources below to introduce pattern and begin with some open ended activities to build skill and confidence.” – Andrea, AccessArt*



# You Might Also Like...

**Pathway: Exploring pattern**



[This is featured in the 'Exploring Pattern' pathway](#)

**Talking Points: Andy Gilmore**






**talking points: Louise Despont**



**Inspired by Rachel Parker**



**Teachers Explore Pattern, Shape and Texture**



## **Block Printing Repeat Patterns**



---

**AccessArt's Prompt Cards for Making**

# You Might Also Like...

Pathway: Music and art



[This is featured in the 'Music and Art' pathway](#)

Pathway: Playful Making





[This resource is features in the 'Playful Making' pathway](#)

## Manipulating Paper



## Cardboard Sculptures



## The Chair and Me



---

## Still Life Compositions: Inspired by Cezanne

### What We Like About This Resource...

*"This activity walks through a number of different processes and taps into multiple skills. This provides a rich exploratory project for children to fully immerse themselves in. Cezanne was the focus artist for this project, but other contemporary still life painters could be used as starter inspiration. We actually advocate showing the work of more than one artist as this builds*

*knowledge of how approaches to painting, drawing etc differ. This also helps children move towards a personal response rather than creating a 'copy' of one particular artist's work" – Rachel, AccessArt*

## You Might Also Like...

Pathway: Exploring Still Life



[This is featured in the 'Explore Still Life' pathway](#)

talking points: Flemish and Dutch Still Life Painters





**Talking Points: Paul Cézanne**



**talking points: Contemporary still life**



---

## Remembrance Day Peg Soldiers

### What We Like About This Resource...

*"It's great to see a different approach to thinking about remembrance day. These peg soldiers are a refreshing alternative to artwork inspired by poppies. The processes involved encourage children to focus on fine motor skills: wrapping embroidery thread around the peg and creating small detailed clothes and helmets. These dolls look particularly effective when standing as a collection and would make a poignant alternative to a standard display board"* – Rachel, AccessArt

# See This Resource Used In Schools...



## You Might Also Like...






## An Exploration of Paul Nash



## For Remembrance Day



## [World War 1 Mail Art](#)

---

# Making A Banner At Woking College

## What We Like About This Resource....

Working collaboratively towards a shared aim provides an alternative experience to working on individual projects. Creating together encourages listening, peer feedback and creative problem solving – all of which are hugely valuable in all

areas of education” – Rachel, AccessArt

## You May Also Like...



### Animal Habitat Mural



### Collaborative Public Mural



## [Mural and Workshop Project](#)

---

## **Outdoor Art In Urban Gardens**

---

## **Which Artists: The Life & Works of Madge Gill**

## **What We Like About This Resource...**

**"The life of Madge Gill that Sophie Dutton**



recounts here gives us real insight into the challenges that Madge Gill experienced, and how these challenges would have been common among women at the time. When we study the work of Artists, it adds a rich context to our experience of their work to consider their personal history, and helps us ask questions like ‘why do you think the Artist painted in this way or was inspired by this subject matter?’ If you introduce your class to Madge Gill, begin with looking back over her younger life to try and better understand her motivations as an Artist” – *Rachel, AccessArt*


## You May Also Like...



[I am AccessArt: Ann Rippin](#)



## Making Batik Textiles in the Classroom



## How I Use Drawing and Sketchbooks

---

# Transformation of Materials

# Inspired by El Anatsui

See This Resource Used in a Pathway...



## Transforming Materials into Sculpture

This pathway shares how teachers might take inspiration from El Anatsui and encourage pupils to think how they might disassemble objects around them to transform them into sculptural pieces.

[Read More.](#)

---

# **The Transformation Project**

**You May Also Like...**





**Transforming Cardboard with Andrea Butler**

Artist Andrea Butler shows how to explore simple design and construction using cardboard and jewellery. [Read More](#)

---

## Turkish Map Fold

### What We Like About This Resource...

“This activity is a great example of how we can use paper as the focus of creativity. Often we use paper purely for drawing or painting on, but here, it is central to the activity itself. While these particular folded sculptures have their roots in Turkish culture, you could still deliver the activity if looking at things like Origami too, thus linking it across different cultures” – *Rachel, AccessArt*

### You Might Also Like...

Puzzle Purses Part 1





---

## Collage Streets

### What We Like About This Resource...

“This project provides a real opportunity for children to engage with a range of different processes to produce truly individual final results. Jan Miller is an experienced teacher and connects her projects well with learning outcomes. In this case, children are encouraged to have a loose approach and to make their own creative decisions – which is such a valuable part of any child (or adults!) creative education”. – *Rachel, AccessArt*



# You Might Also Like...

## Painted Houses



## One Line Street



## Responding to Place



---

## World War I Mail Art

### What We Like About This Resource...

“This project links poignant subject matter with meaningful art processes and local history. What we learn about the re purposing of materials, (in this case spent ammunition) re affirms how we can use what is around us as a starting point to making and creating. You could extend or adapt this project by looking at broken pottery, re purposing that into new sculptures that link with Roman or other local historical cultures” – *Rachel, AccessArt*

# You May Also Like...



## [Henry Moore's Shelter Drawings](#)



## [Remembrance Day Soldiers](#)



[For Remembrance Day](#)

---

**Which Artists: Claire Harrup**

**What We Like About This Resource...**

“We really enjoyed reading about the process of creating art work according to a design brief and how the experience of this differs to when an artist begins with their own idea or concept. That’s not to say an artist can’t approach a brief with their own individual style and ideas, but what this post shows us is that there can be a balance between the two. This would be a great



resource to show older KS pupils who may be beginning to consider their options beyond Primary School". – *Rachel, AccessArt*

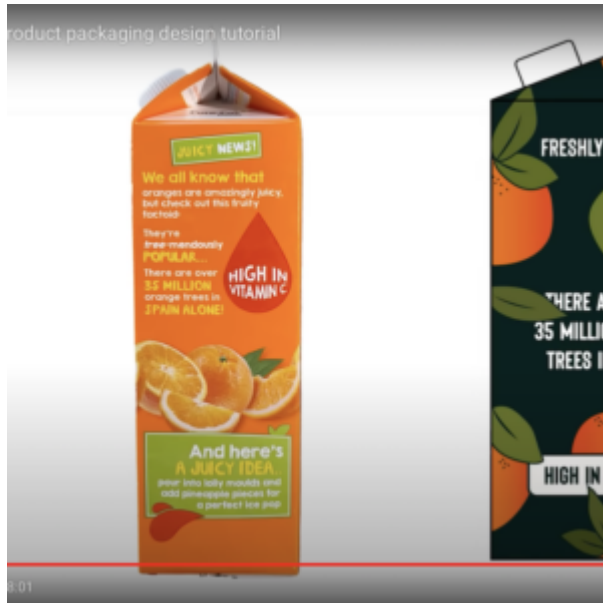
## You Might Also Like...

**Pathway: 2D Drawing to 3D Making**



[This is featured in the '2D Drawing to 3D Making' pathway](#)

**Talking Points: Packaging Design**




## What is Typography



**Which Artist: Rachel Parker**



## Repeating Patterns



## Block Printing Repeat Patterns



---

**Which Artists: Theresa Easton**

**What We Like About This Resource...**

**"It's interesting to hear Theresa describe Printmaking as a social activity, with the shared use of materials and equipment so central to the practice. This could be a positive way of working for lots of children in school, where instead of just working on individual art work, they can collaborate and embrace the creative sharing experience!" – Tobi, AccessArt.**



# You Might Also Like...



## Monoprint Animals



## Screen printing Inspired by Matisse



[An Exploration of Shepherd Fairey](#)

---

**An Exploration of Pandora's  
Box**

**You Might Also Like...**



[Ancient Greek Lyres](#)



[Decorative Coil Clay Pots](#)



## [Visual Arts Planning: Clay](#)

---

# **Creativity Medals**

**See the Resource Used in  
Schools...**







## What We Like About This Resource...

“The sentiment behind this resource idea is lovely and it provides an opportunity to really develop some fine motor skills as well as independence of approach. Taking ownership of the medal design means the sense of achievement is heightened beyond the children just being given one. You can really imagine the positive energy that would surround this activity within a classroom, with each child working on a shared project but embarking on their own creative journey.” – *Rachel, AccessArt*

## You May Also Like...

**Pathway: Playful Making**



[Featured in the 'Playful Making' pathway](#)

**Talking Points: Introduction to sculpture**

Sculpture.mp4



**Clay Art Medals**



**Talking Points: Nnena Kalu**



**Talking Points: Linda BELL**



