

# Roots & Shoots: A Sculptural Challenge

By [Paula Briggs](#)

This sculptural challenge is suitable for ages 7 through to adults. Just as we use drawing exercises as [warm-ups or icebreakers](#), we can also use making challenges such as this one to encourage learners to open their minds, build understanding, be inventive and practice dexterity skills.

Roots and Shoots challenges learners to take a "seed" or "source" and then build roots and shoots, up and out, using a variety of materials. The aim is to be playful; don't have a preconceived outcome in mind, instead let the process of playing and exploring with the materials lead you to the end result.



---

	<b>Please log in here to access full content.</b>	
Username	<input type="text"/>	
Password	<input type="password"/>	
	<input type="button" value="Login"/> <input checked="" type="checkbox"/> Remember me	
	<a href="#">Forgot Password</a>	

**To access all content, I would like to join as...**

## An Individual



Creative practitioners, educators, teachers, parents, learners...

From £3.50

## An Organisation...










Schools, Colleges, Arts Organisations: Single and Multi-Users  
**From £42**

*AccessArt is a UK Charity and we believe everyone has the right to be creative. AccessArt provides inspiration to help us all reach our creative potential.*

---

**See This Resource Used In  
Schools...**





# You May Also Like...

**Pathway: Stick Transformation project**



[This is featured in the 'Stick Transformation Project' pathway](#)

---

**Finding Marks Through  
Drawings Made by Artists**

**See This Resource Used In  
Schools**







# You May Also Like...

## Pathway: Typography and Maps



[This is featured in the 'Typography and Maps' pathway](#)

## Pathway: Cloth, thread, paint



## [This is featured in the 'Cloth, Thread, Paint' pathway](#)

### Session Recording: Finding Marks Made by Artists



---

## Personalising a Sketchbook with Mark Making and Collage


---

## Making a Backwards Sketchbook

---

# Water Soluble Felt-Tips With Complementary Colours

## See How This Resource Is Used in Schools...







# You May Also Like...

## Pathway: Spirals



[This resource is in the 'Spirals' pathway.](#)

the drawing journey



## Layered Colour Gestural Drawing



---

## Nature Kaleidoscope

How to create a kaleidoscope using found natural objects and mirror card.

---

## Animal Habitats: An Ecological Mural of Planet Earth

Vicki Ostensen visits her local Primary School to create a beautiful large scale mural of animals in their natural habitats.

---

## **Art Club Cafe**

Use a range of making and modelling techniques to create a cafe, including modroc doughnuts and fabric pizzas!

---

## **Shadow Puppet Making and Performance**

How Middle Eastern architecture was the inspiration behind a shadow puppet show for a year 4 class. A great opportunity for children to learn the technical aspects of making puppets, but also using narrative and story to create a performance.

---

## **Back – Painted Portraits**

How to create portraits using an effective back painted technique. A great activity to explore less traditional portraiture methods that is suitable for a wide range of primary age groups.

---


# Mark Making & Sound: Part One

## You May Also Like...

### Mark Making & Sound: Part Two



### Mark Making & Sound: Part Three





## Pathway: Music and art



[This is featured in the 'Music and Art' pathway](#)

## Drawing to a Slow Rhythm



Inspired by Miro



## **Drawing to Music**



---

## **Ink Collage Inspired by The Wolf Wilder**

Using a well loved children's book as a starter for creating a beautiful and varied collage using different inking

techniques.

---

# Introduction To Forest Of Imagination

---

## Patterns with Nature

### You May Also Like...


Pathway: Explore and Draw




[Featured in the 'Explore and Draw'](#)

## Pathway'

### Talking Points: Artists as Collectors and explorers



### AccessArt Digital Resources





# Making a Scroll Drawing

---

## Shells: Observational and Imaginative Drawing

### You May Also Like...

#### Still Life Compositions



[Create and paint your own still life composition inspired by Cézanne](#)

#### Drawing Spiral Snails



[Explore spirals found in nature with this mixed media workshop](#)

## Drawing Spirals



[Explore drawing using whole body movements](#)

---

# **Collaborative Public Mural Project**

---

## **Shakespearean Sock Puppets**

How to make textile and wood sock puppets using Shakespeare's Macbeth as inspiration.

---

## **Looking for Hope in the Small Things**

---

## **One Roll of Paper, Two Activities**