

Year 3 & 4 Making Club: Animal Parade – Week One

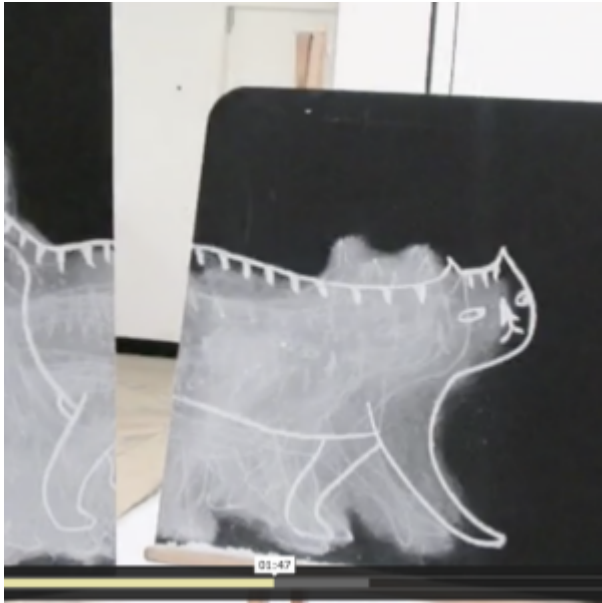
To use our Carnival Mask Template to create animal masks for an Animal Parade at the end of this half term.

Windy Day Drawing: What was it really all about?

Year 3 & 4 Making Club: Animating Articulated Beasts

You May Also Like...

Talking points: Making drawings move



Talking Points: paper cut puppets



Talking Points: Lauren child



Talking Points: Lotte reiniger



**Year 3 & 4 Making Club:
Articulated Beasts**

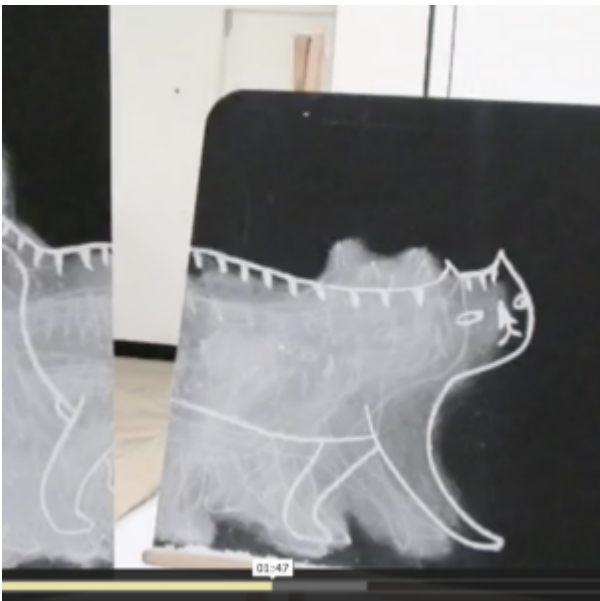
You May Also Like...

Pathway: Making Animated Drawings



[This is featured in the 'Making Animated Drawings' pathway](#)

Talking points: Making drawings move



Talking Points: paper cut puppets



Talking Points: Lauren child



Talking Points: Lotte reiniger



Articulated and Animated Drawings by Teenagers at AccessArt's Experimental Drawing Class

A simple project to teach how to make an articulated drawing with only very basic materials.

“Flock” at Prospect House School, Inspired by Veronica

Lindsay-Addy

You May Also Like...

Visual Arts Planning Collections: Birds



Swoop



How To Make an Origami Bird



Teenagers Make Prompts to Overcome White Page Syndrome

Fabulously inspired teenagers at AccessArt's Experimental Drawing Class made prompts to help each other overcome the 'white page syndrome'.

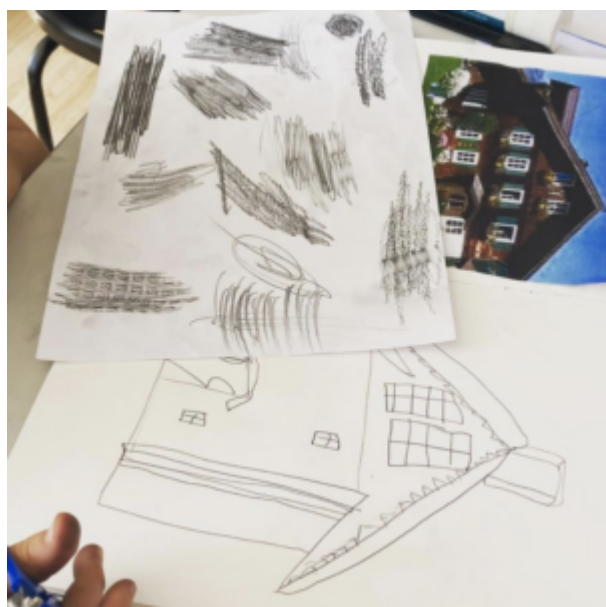
Animal Sculpture and Collage with Students at Philip

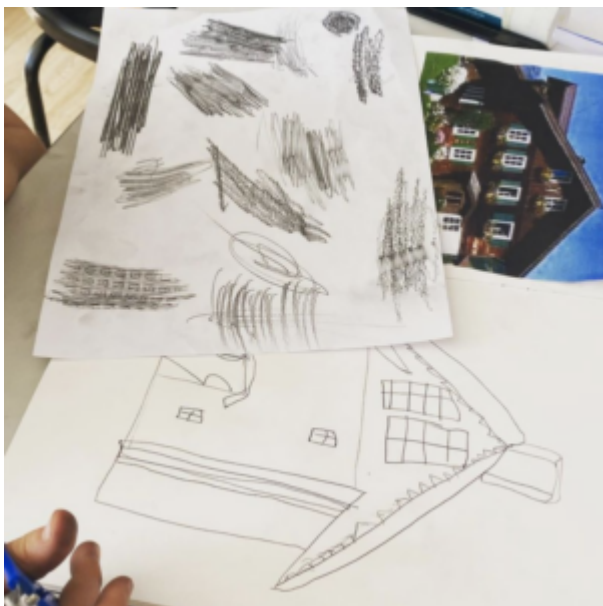
Southcote School, Surrey

Exploring 'identity' by interpreting the characteristics, habitats and personalities of animals through making sculpture and collage with scrap store materials.

Houses from Around the World: International Day at Monkfield Primary School

See This Resource Used In
Schools...







**Inspired by Google Earth:
Drawing**

Exploring Three Dimensions with Lego: Drawing and Collage

You May Also Like...

Pathway: Exploring Form Through Drawing



[This is featured in the 'Exploring Form Through Drawing' pathway](#)

Adapting AccessArt: From 2D to 3D



Jo Allen and Rachael Causer: Relief Printmaking at Ridgefield Primary School

How to Make a Tessellated Design

You May Also Like...

Pathway: Exploring pattern



[This is featured in the 'Exploring Pattern' pathway](#)

Talking points: Andy Gilmore



Drawing as Support Activity

Making Drawings using a Lightbox

A Cheerful Orchestra and Other Ideas for Drawing Music by Hannah Coulson

You May Also Like...

Pathway: Music and art



[This is featured in the 'Music and Art' pathway](#)

talking points: wassily Kandinsky



drawing source material: orchestras





**Sketchbooks: Drawing Someone
Drawing Something**


**Creating and Drawing an Art
Installation**


Walking Sketchbooks


3-D Visual Maps for Children

See This Resource Used In Schools...









You May Also Like...

Pathway: Typography and Maps




[This is featured in the 'Typography and Maps' pathway](#)

Talking Points: What is Typography?



Talking Points: Louise Fili



Talking Points: Chris Kenny



Talking Points: Grayson Perrys 'Map of Days'



Talking Points: Hogwarts' Maps



Talking Points: Paula Sher

