


Typography for Children

By Paula Briggs

This resource introduces children to the art of typography. Exploring the creation of the letters of a typeface in an intuitive and fun way, this hour long session encouraged primary-aged children (7,8, and 9 years) to think about the structure and design of letters as having personalities. Taking our starting point from observational drawing, children went on to develop graphic onomatopoeia.



Typography for children



Upper and lower case letters

Starting Points

We began the session by talking about some of the typefaces we are familiar with, and how easy it is using computers to experiment with different fonts for different purposes. I introduced the idea that someone somewhere had *designed* the typefaces, just like someone designs the cups and plates and cars we use, and that this is the art of typography.

Children had previously enjoyed the [Thoughtful Mark Making](#) exercise, which encourages diverse and intentional mark making. I wanted the children to bring some of this diversity of line to their typography, and would recommend using that exercise as a warm up before you try this session.

I wanted the children to begin with some observational drawing, not only to give them a starting point for their typography, but also to reinforce the relationship of drawing to design.

	Please log in here to access full content.
Username	<input type="text"/>
Password	<input type="password"/>
	<input type="button" value="Login"/> <input checked="" type="checkbox"/> Remember me
	Forgot Password

To access all content, I would like to join as...

An Individual



Creative practitioners, educators, teachers, parents, learners...

From £3.50

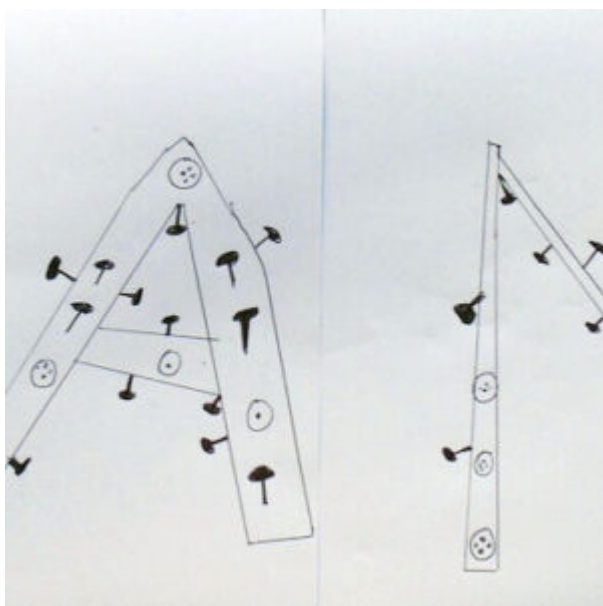
An Organisation...




Schools, Colleges, Arts Organisations: Single and Multi-Users
From £42

AccessArt is a UK Charity and we believe everyone has the right to be creative. AccessArt provides inspiration to help us all reach our creative potential.

See the Resource Used in Schools...







You May Also Like...

Pathway: Typography and Maps



This is featured in the 'Typography and Maps' pathway



Drawing on Pebbles to Make Treasured Fossils

Using a variety of drawing media on a variety of found surfaces to create a collection of fossils. [Full AccessArt Members Only](#)

Drawing Materials Sample Cards

Drawing project to create sample drawing material cards which can be used for future reference and inspiration. [Full AccessArt Members Only](#)

Layered Colour Gestural Drawing

Using colour to help develop gestural drawing skills. [Full AccessArt Members Only](#)

Seasonal Drawings: Observation, Composition and Colour

From careful line drawings to full colour collages – rich and evocative imagery by primary-aged children. [Full AccessArt Members Only](#)

Winter Still Life

Many thanks to students of AccessArt's Experimental Drawing Class for sharing their process and finished results with AccessArt.

Many thanks to Pisces for generously supplying pastels, pens, charcoal and scissors used in this session to AccessArt.



Drawing Skulls in Black Pen

Using black pen and line to explore skulls on loan from the University Museum of Zoology, Cambridge

Designing Wallpaper!

Using photocopied drawings to design wallpaper! [Full AccessArt Members Only](#)

Drawing Shells On Loan From

The University Museum of Zoology, Cambridge

Teenagers experiment to make small marks in pencil or ink of shells on loan from the University Museum of Zoology, Cambridge

Thoughtful Mark Making

A drawing game to help children diversify their mark making and make their own “drawing decisions”.

[Full AccessArt Members Only](#)

The Other End Of The Line

Sue Gough: Making a Layered Drawing

Idea for making a layered drawing based upon the work of artist Sue Gough.

Communal Drawing: Summer Picnic!

Making a shared drawing!

Watercolour Washes Inspired by the Tapestries of Henry Moore

Introducing children to working with a restricted palette of watercolours.

Set Designing – Exercises to Respond to Text – Experimental Drawing

Artist, Rachel Thompson, shows teenagers how to express the meaning of words with drawing not text. [Full AccessArt Members Only](#)

Drawing Portraits: Celebrating Class Success!

Students from AccessArt's Experimental Drawing Class work together to draw a 'Portrait of a Class' and celebrate class of 2013! [Full AccessArt Members Only](#)

Drawing Vegetables: A Drawing Game

A simple drawing game to encourage creativity, which we used to help us make drawings of vegetables. [Full AccessArt Members Only](#)

Draw Together: Drawing Space

Assignment 1 Drawing Space

Drawing Fish with Pen, Pencil and Watercolour

Using a variety of materials and drawing exercises to help focus our observation skills. [Full AccessArt Members Only](#)

The Electric Shades of Coloured Biro

Using colourful biro pens to make translucent drawings. [Full AccessArt Members Only](#)