

Dark-field Monotype

By [Tobi Meuwissen](#)

In this resource you will find out how to create a dark-field monotype. A dark-field monotype consists of covering a printing plate with ink and then drawing into the ink using mark making tools. This activity is a great exploration of mark making and also using light and dark to create form. Try it with children 8 and up!



	Please log in here to access full content.
Username	<input type="text"/>
Password	<input type="password"/>
	<input type="button" value="Login"/> <input checked="" type="checkbox"/> Remember me
	Forgot Password

To access all content, I would like to join as...

An Individual



Creative practitioners, educators, teachers, parents, learners...

[From £3.50](#)

An Organisation...



Schools, Colleges, Arts Organisations: Single and Multi-Users
From £42

AccessArt is a UK Charity and we believe everyone has the right to be creative. AccessArt provides inspiration to help us all reach our creative potential.

Screen Printing In The Classroom

See the Pathway Used in Schools...





You May Also Like...

Pathway: working with shape and colour




[This is featured in the 'Working with Shape and Colour' pathway](#)

Pathway: Print & Activism



[This is featured in the 'Print & Activism' pathway](#)

Talking Points: What is a Screenprint?



Printmaking By Scarlett Rebecca

Kitchen Lithography

See This Resource Used In
Schools...









Making A Banner At Woking College

What We Like About This Resource...

Working collaboratively towards a shared aim provides an alternative experience to working on individual projects. Creating together encourages listening, peer feedback and creative problem solving – all of which are hugely valuable in all areas of education” – *Rachel, AccessArt*

You May Also Like...



Animal Habitat Mural



Collaborative Public Mural



[Mural and Workshop Project](#)

Which Artists: The Life & Works of Madge Gill

What We Like About This Resource...

“The life of Madge Gill that Sophie Dutton recounts here gives us real insight into the challenges that Madge Gill experienced, and how these challenges would have been common among women at the time. When we study the work of Artists, it adds a rich context to our experience

of their work to consider their personal history, and helps us ask questions like ‘why do you think the Artist painted in this way or was inspired by this subject matter?’ If you introduce your class to Madge Gill, begin with looking back over her younger life to try and better understand her motivations as an Artist” – *Rachel, AccessArt*


You May Also Like...



[I am AccessArt: Ann Ripplin](#)



Making Batik Textiles in the Classroom



How I Use Drawing and Sketchbooks

Which Artists: Claire Harrup

What We Like About This Resource...

“We really enjoyed reading about the process of creating art work according to a design brief and how the experience of this differs to when an artist begins with their own idea or concept. That’s not to say an artist can’t approach a brief with their own individual style and ideas, but what this post shows us is that there can be a balance between the two. This would be a great resource to show older KS pupils who may be beginning to consider their options beyond Primary School”. – *Rachel, AccessArt*

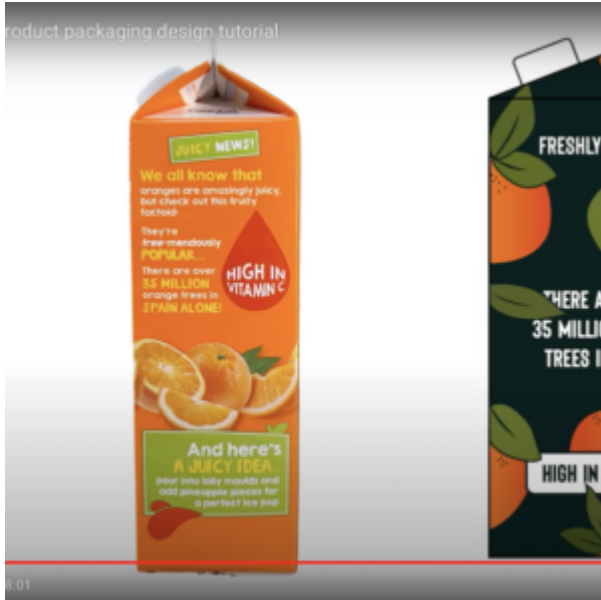
You Might Also Like...

Pathway: 2D Drawing to 3D Making



[This is featured in the '2D Drawing to 3D Making' pathway](#)

Talking Points: Packaging Design




What is Typography



Which Artist: Rachel Parker



Repeating Patterns



Block Printing Repeat Patterns



Which Artists: Theresa Easton

What We Like About This Resource...

“It’s interesting to hear Theresa describe Printmaking as a social activity, with the shared use of materials and equipment so central to the practice. This could be a positive way of working for lots of children in school, where instead of just working on individual art work, they can collaborate and embrace the creative sharing experience!” – *Tobi, AccessArt.*

You Might Also Like...



Monoprint Animals



Screen printing Inspired by Matisse



[An Exploration of Shepherd Fairey](#)

Which Artists: We are out of office

Gabby Savage-Dickson: Etching

What We Like About This Resource...

“These are such beautiful and evocative images –

certain to inspire. There is a lot of potential for schools to explore Gabby's work as a way to inspire pupils to create their own imagery inspired by literature, or inspired by imaginative writing by pupils.

Although etching might not be particularly accessible to many schools, there are low tech ways of approaching the process (see below) which mean pupils can explore similar ways of working in the classroom." *Paula, AccessArt*


You May Also Like...



[Dry Point Etching](#)



Printmaking Using Packaging



MonoPrinting with Carbon Paper

The Art Of Zines

You Might Also Like...

Pathway: Print & Activism

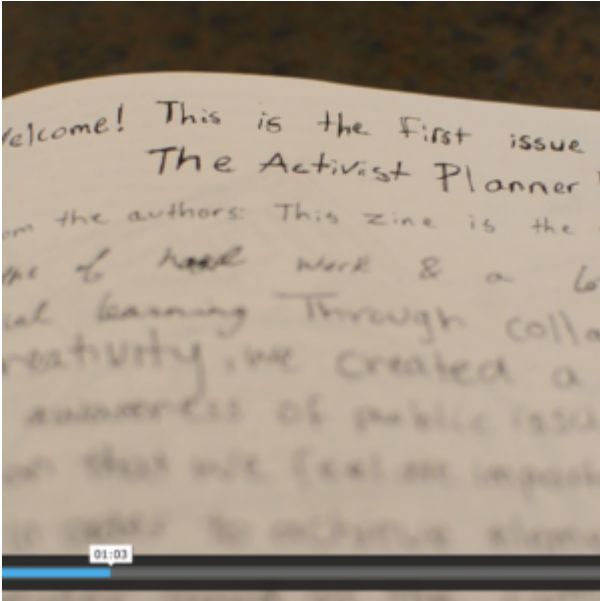


[This is featured in the 'Print & Activism' pathway](#)

Talking Points: Luba Lukova



Talking Points: What is a Zine?



Making Large Scale, Screenprinted, Collaged, Co-Created Campaign Posters!



Making an Artist's Book



Book Artists




**Lino Printing Inspired by
Gestural Drawings**

Printmaking using Packaging

Mono Printing Session with 'Change, Grow, Live'

You May Also Like...

Pathway: Exploring the world through mono print



[This is featured in the 'Exploring The World Through Mono print' pathway](#)

Talking Points: Xgaoc'o Xare



Video enabled monoprint resources



Printed Houses

Unesco: Celebrating the Power of Making!

Inspired by Paula's recent rousing film, 'It's in Our Hands', artist Jan Miller pulled images together from her own teaching to illustrate the things the children in her classroom do with their hands

Burton Hathow Ducklings

Newly hatched ducklings are the inspiration for a collection of paintings by Years 2 and 3 at Burton Hathow Preparatory School. Head of Art, Rachel Burch shares the activity.

David Parr House – “What's Your Space?”

In celebration of the opening of David Parr House in Cambridge, this resource aims to inspire children aged 8 to 12 to explore design.

Japanese Sushi Inspires Our Art

Jan Miller leads a project enabling children to explore materials and learn from another culture by creating colourful, large-scale mixed media drawings inspired by food from Japan. This activity is suitable for older KS1 and KS2 children.

Screen Printing T Shirts for the How To Be A Creative Producer Project

This post shares the process of screen printing t-shirts for the #BeACreativeProducer teenagers to wear to help them identify as a “team” for the animation project.