

Arts and Minds: Expressive Monoprinting on a Big Scale

Session led by [Sheila Ceccarelli](#) (*artist*) and [Yael Pilowsky Bankirer](#) (*Psychotherapist*)

This was the sixth session at [Cambourne Village College](#) as part of the 'Young People's Pilot', coordinated and managed by [Arts and Minds](#), a leading arts and mental health charity in Cambridgeshire.

[Back to "Heart-Work" Arts and Wellbeing Project](#)

Introduction by Sheila Ceccarelli

In past sessions the young people have loved any opportunity to work expressively and with an abundance of materials, so I thought that the chance to roll printing ink and acrylic paint directly onto the table (protected with heavy duty plasticised paper) and monoprinting inspired by drawing leaves the week before, would be fun.

Also in the previous week students had enjoyed drawing leaves and some had started taking prints from them as a part of their process. This session followed on nicely from that idea.

Working on this scale was exciting. As always the session was time limited but that also meant that a huge amount of energy was created in the room which led to creative, open, experimental and unexpected outcomes.



	Please log in here to access full content.
Username	<input type="text"/>
Password	<input type="password"/>
	<input type="button" value="Login"/> <input checked="" type="checkbox"/> Remember me
	Forgot Password

To access all content, I would like to join as...

An Individual



Creative practitioners, educators, teachers, parents, learners...

[From £3.50](#)

An Organisation...



Schools, Colleges, Arts Organisations: Single and Multi-Users
From £42

AccessArt is a UK Charity and we believe everyone has the right to be creative. AccessArt provides inspiration to help us all reach our creative potential.

**Teachers Play with Plasticine
to Make Prints in the**

Education Room at the Fitzwilliam Museum, Cambridge

This post follows on from Gathering Marks and Tearing Paper to Appreciate Prints by Goya, Turner and Cornelius at the Fitzwilliam Museum, Cambridge and Monoprinting Inspired by Goya, Turner and Cornelius in the Education Room, and shows how teachers used Plasticine to print textures. The session was facilitated by Paula Briggs and Sheila Ceccarelli from AccessArt and Kate Noble from the Fitzwilliam Museum, Cambridge.

Marbling for Surface Design by Ruth Purdy

Collagraph, Collage and Stitch: Make a Image of Your Home on Fabric

The August Creative Challenge Gallery – Week Four

Block printing: Creating repeat patterns using letters with Andy McKenzie

Teenagers from AccessArt's Experimental Drawing Class worked with artist Andy McKenzie to create repeat patterns of letters.

Making Large Scale, Screenprinted, Collaged, Co-Created Campaign Posters!

You May Also Like...

Make, Build, Create: Sculpture Projects for Children by Paula Briggs



[Published by Black Dog Books](#)

#WHATDIDMYCHILDMAKE



Making Collographs with Andy

Mckenzie: Week Two

Following on from the previous week, when teenagers were introduced to making Collagraph Plates, this week teenagers took prints from their textured plates.

Monoprinting Inspired by Goya, Turner and Cornelius in the Education Room at the Fitzwilliam Museum, Cambridge

This post follows on from Gathering Marks and Tearing Paper to Appreciate Prints by Goya, Turner and Cornelius at the Fitzwilliam Museum, Cambridge and shares how teachers enjoyed monoprinting on a big scale. The session was facilitated by Paula Briggs and Sheila Ceccarelli from AccessArt and Kate Noble from the Fitzwilliam Museum, Cambridge.

Making Collographs with Andy Mckenzie: Week One

Artist, Andy Mckenzie worked with teenagers for two, one and a 1/4 hour sessions and introduced them to making collagraphs.

Printing processes that use everyday materials to develop a creative focus for anyone, anywhere By Ruth Purdy

Printing processes that use everyday materials to develop a creative focus for anyone, anywhere. By Ruth Purdy

Using Monoprinting and Sketchbooks to Explore GCSE English Literature Poetry

A session for teenagers exploring how a hands on creative activities might engage students in their revision, and how monoprinting and sketchbook processes might aid a personal connection to the poetry text.

Following on Screen Printing

with Andy Mckenzie

Following Andy's Introduction to Screen Printing, teenagers worked during an 1 1/4 hour long session to build images printing over the previous week's work.

Introducing Screen Printing with Andy Mckenzie

Red to Green: Monoprinting

Monoprinting is an excellent way to access mark making and drawing but with a bit of 'distance' from the finished work. Results are always unexpected and the process itself very engaging, so any potential anxiety about what a finished drawing 'should' look like is taken away.

Red to Green: Block Printing

enjoyed the process of block printing


Aspire to Create: Inspired by Nature & Empowered by Creativity – Red to Green

One: Casting



Exploring mark making into wet clay, mould making, mixing and pouring plaster

Two: Patterns in Nature, Line and Wire



Using drawing to look at designs and patterns in nature to inspire the

creation of wire sculpture

Three: Taking Rubbings and Making Compositions



Recording the surrounding world by taking rubbings

Four: Block Printing



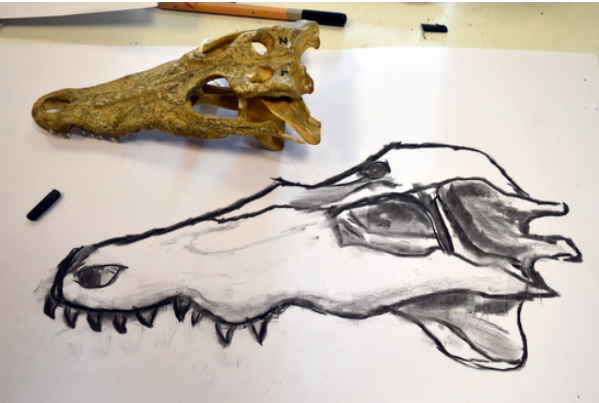
Learners are introduced to block printing

Five: Monoprinting




Exploring texture, pattern and mark making through monoprinting

Six: Steps to Observational Drawing



Four steps to enabling observational drawing

Seven: Making Sculpture



Learners explore sculptural principles of form, space and balance

Eight: Wax Resist and Scraffito



Introducing colour with wax resist and scraffito techniques



In the Company of Birds

You May Also Like...

Visual Arts Planning Collections: Birds



swoop



Birds in trees



**Printing at Battyeford
Primary, Inspired by Hester
Cox**

**Inspired by Joseph Cornell:
Making a Decorative Aviary
Box**

See This Resource Used In Schools...





