

An Introduction to Sculpture

By [Will Downes](#)

In this post, teacher Will Downes talks us through a sculpture project he delivered with a group of Year 5 children, inspired by the work of artist [Wassily Kandinsky](#). This project introduces children to the methods and principles of sculpture and could be adapted in terms of materials and content according to age group. The activity could also be extended across two one hour sessions.



As part of our school's recovery curriculum the children in year 5 started the year looking at [Alma Thomas](#). The recovery curriculum supports transition, and for this the children in each year group do lots of work based on feelings and emotions. This always has a strong art focus and Alma Thomas' work with colour lends itself perfectly to link with emotions. The children decided which colours related to which emotions

and produced their own work in response to the techniques Alma used. Alma Thomas inspired the likes of [Wassily Kandinsky](#) which is who we would focus on next. This gives the session below a great link to their previous work so they can build their skills and knowledge and create links between different artists' work.

	Please log in here to access full content.	
Username	<input type="text"/>	
Password	<input type="password"/>	
	<input type="button" value="Login"/>	<input checked="" type="checkbox"/> Remember me
	Forgot Password	

To access all content, I would like to join as...

An Individual



Creative practitioners, educators, teachers, parents, learners...

From £3.50

An Organisation...



Schools, Colleges, Arts Organisations: Single and Multi-Users
From £42

AccessArt is a UK Charity and we believe everyone has the right to be creative. AccessArt provides inspiration to help us all reach our creative potential.

You Might Also Like...

Talking Points: Wassily Kandinsky



Inspired by Miro – Collage, Automatic Drawing, & Sculpture



Design Through Making



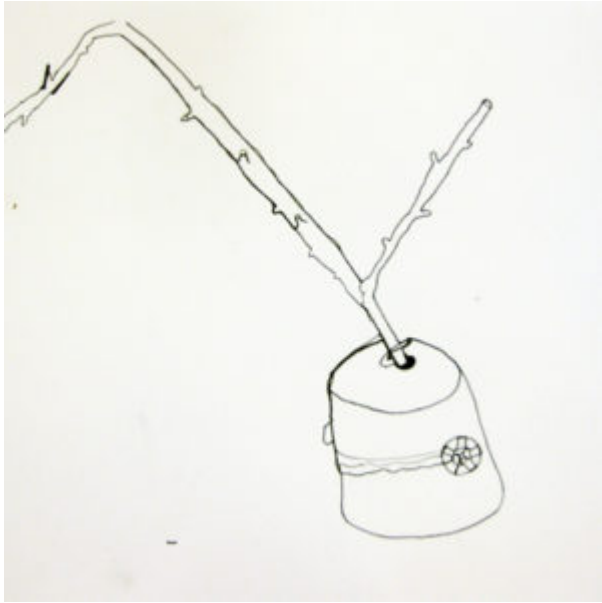
Insect Hotels

You May Also Like

patterns with nature



Continuous Line Drawings of sticks



Making a Mask from Sticks and Tissue Paper



Making a Treehouse

You May Also Like...

Pathway: Stick Transformation project



This is featured in the 'Stick Transformation Project' pathway

Talking Points: treehouses



**Experimental
Making Tools**

Mark

**See This Resource Used
In Schools...**



You May Also Like...

Pathway: Expressive Painting



This is featured in the
'Expressive Painting' pathway

**AccessArt's Prompt
Cards for Making**

You Might Also Like...

Pathway: Music and art



[This is featured in the 'Music and Art' pathway](#)

Pathway: Playful Making



This resource is features in the 'Playful Making' pathway

Manipulating Paper



Cardboard Sculptures



The Chair and Me



Touch Wood

What We Like About This Resource....


“You can get a real sense of the environment in this post and how this could provide so much inspiration for creative projects. We are aware there

the challenges to exploring the outdoors when many schools are in towns and cities. A way around this could be to have a regular collection of natural objects within the classroom and using them as a stimulus to respond creatively in sketchbooks or in extended projects”
– *Andrea, AccessArt*

You Might Also Like...



[Woodland Exploration](#)



A Passion for Woodworking



Visual Arts PLanning: Tees, Forest and Landscapes

Working with Dogwood

What We Like About This Resource....

“It’s lovely to see a resource that centres on a particular material and the scope it offers. I particularly like how the dogwood is used here to make wooden beads. This idea could be developed further by looking at how wood has been used to make jewelry throughout history and within many different cultures.” – *Rachel, AccessArt.*

You Might Also Like....



A Passion for Woodworking



Woodland Exploration



Visual Arts Planning: Trees, Forests and Landscape

Connecting With Nature Through Art

Patterns with Nature

You May Also Like...


Pathway: Explore and Draw




[Featured in the 'Explore and](#)

Draw' Pathway

Talking Points: Artists as Collectors and explorers



AccessArt Digital Resources



Collaborative Public Mural Project

Home: The Little House on West Street LockDown Project

Withy Butterflies

Art educator Anne-Louise Quinton shares a workshop for making a flock of large, withy butterflies, creating a colourful and dramatic artwork.

Making Sculpture Inspired by Degas

This resource explores sculpture by French artist Edgar Degas (1834-1917) and shows how hands-on sculptural processes can be facilitated in a classroom. This resource was created in collaboration with AccessArt and the Fitzwilliam Museum, Cambridge.

Sculptures with Personality, Inspired by Anglo Saxon Houses

This resource shares a 3 hour session with Year 6 children from Barton Church of England Primary School. Children were studying the Anglo Saxons and we thought it would be a good opportunity to explore making skills.

Led by Paula Briggs, children to “make sculptures inspired by” an Anglo Saxon Village.

Drawing with Objects by Melissa Pierce Murray

Teenagers explore ideas of placement with artist Melissa P Murray by arranging or assembling objects to make compositions or maquettes.

Making Giant Withie Lanterns

With ‘festivals of lights’ in November and December, teenagers at AccessArt’s Experimental Drawing class had a fun time constructing giant lanterns out of withies and wet-strength tissue paper.

Brushes, Rollers and Dabbers – Year 4 Pupils Use Mixed Media to Make Mark Making Tools

to explore constructing in mixed media and using inventiveness and innovation to create painting tools, which would later be used to paint a Communal Drawing of the River.

Perseverance, Determination and Inventiveness: Building Nests

Year 4 pupils from Comberton Village College and Cambourne Village College feeder schools met for a

Gifted and Talented Sculpture Masterclass led by AccessArt at Bourn Primary Academy. The session centred around an exploration of the materials and construction methods we might use to build inventive, sculptural nests.

Making Sea Sculptures at Culford School, Suffolk

Artists Andrea Butler and Sheila Ceccarelli inspire year three pupils to invent their own sculptural sea creatures using simple wrapping and binding techniques with scrap store materials.

Making a Scarecrow Out

of Moss