


Working Collaboratively in School: Cell Design by Karen Wicks

A 40 Artist Educator Resource:
Be Inspired by Karen Wicks



Cell Design Final Piece

Artist Educator, Karen Wicks guides pupils through a complex, collaborative project inspired by cells, in which students explore building an image using different media and processes in layers.

This project was shared with AccessArt as part of the [40 Artist Educator Project](#), funded by Arts Council England,

aiming to highlight and celebrate artist-led teaching and facilitation.

Working Collaboratively in School: Cell Design – Pattern Making and Process

The key elements that I wanted to share with pupils through this project were:

- to use the inspiration of looking at cells as a visual starting point
- to look at building up an image using different processes in ‘layers’
- and to collaborate with others in refining a final response.

The inspiration for this classroom project came from my work as an artist with a fellow art educator Jill Piddock. The two of us shared a sketchbook as part of the ‘TEA Sketchbook Circle 13’ project for art teachers which involved working in a sketchbook for one month and then passing it on to another to respond to; thus began a year long visual ‘conversation’. This work was exhibited at the Gerald Moore Gallery in London in February 2014. There are more details about the project at <http://moreteacpd.wix.com/moretea#!about/c240r>

	Please log in here to access full content.
Username	<input type="text"/>
Password	<input type="password"/>
	<input type="button" value="Login"/> <input checked="" type="checkbox"/> Remember me
	Forgot Password

To access all content, I would like to join as...

An Individual



Creative practitioners, educators, teachers, parents, learners...

[From £3.50](#)

An Organisation...



Schools, Colleges, Arts Organisations: Single and Multi-Users
From £42

AccessArt is a UK Charity and we believe everyone has the right to be creative. AccessArt provides inspiration to help us all reach our creative potential.

Teenagers Work on an Art Project for the Community

Teenagers work to a brief to create Two Mannequins for 'Friends at Mitcham's Corner' Project.

VIVID Young Creatives: Hannah Webb and Anne Struebel at Witchford Village College

**Inspired by Miro – Collage,
Automatic Drawing, &
Sculpture**

You May Also Like...

**Visual Arts Planning Collections:
Cardboard and paper**



CARDBOARD ENGINEERING CHALLENGE



AN INTRODUCTION TO SCULPTURE



**Anne Harild at Chesterton
Community College, Cambridge**

**Woodland Exploration by
Caroline Wendling & Deborah
Wilenski**

Post Office by Rosalie Schweiker: An Interactive Community Art Project

Making Metal Badges by Maria Whetman


Drawing with Wire: The Polymeric Approach by Julie de Bastion

You May Also Like...


**Visual Arts Planning Collections:
Literacy**



Accessart wire resources



drawing with wire



Sculptural Pots

Bad Cat: Inspiration for Art Week

You May Also Like...

**Visual Arts Planning Collections:
Literacy**



the making of rabbit, cactus, accident



Making Broadway Market



“Light Bulb Art” with Sharon Gale

Found Poetry

Emily Wilkinson shares her visual and creative way of building a poem.

Painting on Plaster, Inspired

by Vincent Van Gogh

Beautifully illustrated resource which introduces still life via an unusual combination of materials: plaster, oil pastel, graphite and linseed oil.

Colour Composition and Ben Nicholson

One hour session in which primary age children made simple coloured elements through which to explore composition. [Full AccessArt Members Only](#)

Drawing and Making Flowers

Using drawing to inspire making sculptural flowers.

Set Design with Primary Aged Children

Beautifully illustrated resources shares how year 3, 4, 5 and 6 children at Bourn Primary Academy explored set design through drawing and making.

Paper Dress by Andrea Butler

The IMPRESSABILITY Project

Nature Tagging