

# Paperback Figures: Collaged, Relief Sculptures

[By Andrea Butler](#)

I have been using second-hand books as creative material for artworks for a little while and recently I tried folding pages to make textured surfaces, enjoying the rhythm across the surface of the shaped paper, as well as the patterned and tonal effects of the print on the turned down pages.

The process created small sculptural pieces that I left on my studio shelf as a work in progress. Looking at them one day, I was struck by how like the forms were to the shapes of historical costume and I wondered what result I would get if I used the books as garments and collaged them onto figures.



---

	Please log in here to access full content.
Username	<input type="text"/>
Password	<input type="password"/>
	<input type="button" value="Login"/> <input checked="" type="checkbox"/> Remember me
	<a href="#">Forgot Password</a>

To access all content, I would like to join as...

An Individual



Creative practitioners, educators, teachers, parents, learners...

From £3.50

## An Organisation...



Schools, Colleges, Arts Organisations: Single and Multi-Users  
From £42

*AccessArt is a UK Charity and we believe everyone has the right to be creative. AccessArt provides inspiration to help us all reach our creative potential.*

---

## You May Also Like...

**Visual Arts Planning Collections:**  
**Cardboard and paper**





## Book art with Primary children



## Making 2d & 3d Fashion Designs with Painted and Decorated Paper





---

## **3D Drawing with Paper: Texture – Surface – Structure**

Artist Andrea Butler sets teenagers the challenge to create 3D forms from sheets of paper experimenting with structure and texture using manipulation techniques.

---

## **Years 3 and 4 D&T and Making Club**

A collection of resources by Sheila Ceccarelli based on her Brilliant Makers Club for year three and four pupils at Milton Road Primary School, Cambridge. Children were encouraged to experiment, think and engineer creative solutions by working on simple projects, with individual and independently

generated outcomes.

---

# **‘Birds in the Trees’ by Pupils at Battyeford Primary School**

## **You May Also Like....**

**Visual Arts Planning Collections: Birds**



**Drawing Feathers**



**Flat yet sculptural**



---

**Paint, Colour and  
Autobiographical Imagery**



---

# **My House – A Cardboard Construction Project**

These autobiographical architectural sculptures use corrugated cardboard, laid in strips on their side, to create sculptures designed to be peered in to!

---

## **Sculptural Birds in Flight by Teenage Makers**

In this workshop teenagers played with sculptural ideas around building form and mass, tension and scale by combining materials from Scrap Stores.

---

## **Autobiographical Suitcase Pop-Up Gallery**

This resource shares how 8, 9 and 10 year old children created a home for all of their sculptures and paintings in the form of a cardboard suitcase which doubled up as a pop-up gallery.

---

# **Brave Young Makers: Year Three Pupils at Ridgefield Primary Transform Materials into Birds and Insects**

This workshop presented year three pupils at Ridgefield Primary School with real design and making challenges as they worked to a brief to 'create birds and insects for their school tree'.

---

## **Making a RollerCoaster by Julia Rigby**

KS1 children use their imaginations and sense of fun to collaborate to create a model roller coaster with moving parts.

---

## **Making and Drawing Birds**

**creating decorative designs from birds:  
markmaking, texture and pattern**



## **In the Company of Birds**




**nest**






## **Rowan: Making a Clay Bird from a Mould**



**dragons and birds in eggs: hidden and revealed**



**making birds! sculptural ideas for  
primary schools**



**Sculptural Birds in Flight by Teenage  
Makers**



**rook: transforming materials**



**Printing at Battyford Primary, Inspired by Hester Cox**





## **‘Flock’ at Prospect House School, Inspired by Veronica Lindsay-Addy**



**book transformation: flock of birds**



**drawing birds with mixed media: creating effects with oil pastels, crayons and ink washes**



**‘Dawn Chorus’ by Marcus Coates**

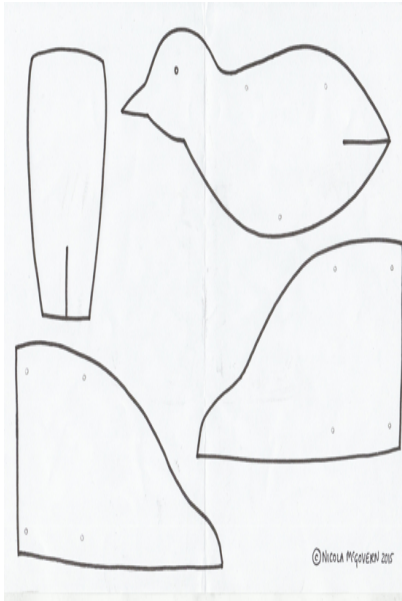


## **Colourful Sculptural Birds by Pupils at Donhead Preparatory School**



## **Priscilla the Puffin: Make a Simple Bird Mobile**

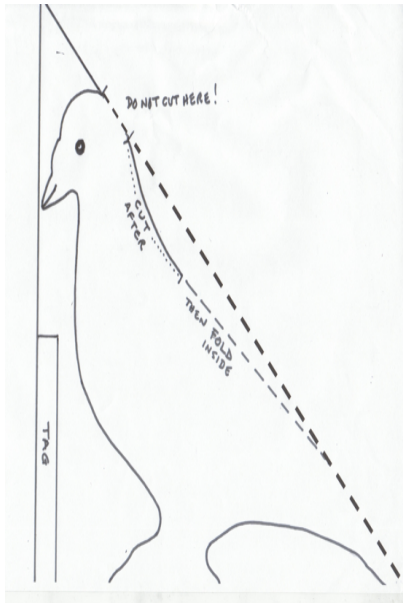




## How to Make a Simple Origami Bird by Melanie Johns



## Paper Pidgeon Project



## **‘Birds in the Trees’ by Pupils at Battyeford Primary School**



## **Brave Young Makers: Year Three Pupils at Ridgfield Primary Transform materials into Birds and Insects**



**making modroc sculpture**



**cantus articus (Concerto for birds and orchestra) Op.61: Images Inspired by Music**



## Perseverance, Determination and Inventiveness: Building Nests



---

## Colourful Sculptural Birds by

# **Pupils at Donhead Preparatory School**

See fabulous selection of birds by pupils from Donhead Preparatory School sent to AccessArt by Phillippa Dudgeon, Head of Art & DT.

---

## **Pattern and Collage: A Whole School Workshop at Monkfield Primary School**

---

## **Transformation                      Project: Cardboard and...**

Artist Andrea Butler shows how to explore simple design and construction using cardboard and jewellery.

---

## **A Wealth of Materials in**



# Scrapstores

printmaking with salvaged sticky back aluminium foil, mixed media and cardboard



Make a sketchbook, an ideas book or a travel journal this summer!



pattern and collage a whole school workshop at monkfield primary school



## **Sculptural Birds in Flight by Teenage Makers**



## **Articulated and Animated Drawings by Teenagers at AccessArt's Experimental Drawing Class**



## **A Model Studio by Susie Olczak**



## **Making Sea Sculptures at Culford School, Suffolk**



## **Inspired by Joseph Cornell: Making a Decorative Aviary Box**



## **Brave Young Makers: Year Three Pupils at Ridgefield Primary Transform materials**

**into Birds and Insects**



---

## **Making Sea Sculptures at Culford School, Suffolk**

Artists Andrea Butler and Sheila Ceccarelli inspire year three pupils to invent their own sculptural sea creatures using simple wrapping and binding techniques with scrap store materials.

---

## **Inspired by Joseph Cornell: Making a Decorative Aviary Box**



# See This Resource Used In Schools...









---

# **A Model Studio by Susie Olczak**

A Model Studio by Susie Olczak: Teenagers explore skills that would be useful in a real life creative working environment

---

# **Painting the Storm, at Bourn Primary Academy**

---

# **Printmaking with Salvaged Sticky Back Aluminium Foil, Mixed Media and Cardboard**