

Rook – Transforming Materials

Here, artist Paula Briggs shares how she made a Rook for the AccessArt Share-a-Bird-Project

Manipulating Paper: Turning 2D into 3D

Andrea Butler and Paula Briggs show how to manipulate flat pieces of paper into three dimensional shapes.

Plinth People: Sculptural Self Portraits

Join Paula Briggs and the AccessArt Art Club for ages 8, 9 and 10 to see how to make autobiographical sculptures.

Miniature Matchbox Museums by Anna Lynch

See how artist Anna Lynch gets children thinking about the purpose of museums and letting their imaginations run wild

with a brief to design their own museum, complete with a collection.

Animal Sculpture and Collage with Students at Philip Southcote School, Surrey

Exploring 'identity' by interpreting the characteristics, habitats and personalities of animals through making sculpture and collage with scrap store materials.

Paper Sculptures: Dipping Objects in Paper Pulp

Inspired by Google Earth: Making

Making models inspired by images from Google Earth.

Exploring Materials: Merino Wool and Water and Making Felt

Exploring Materials: Plaster and String

As part of a series of workshops for AccessArt's Experimental Drawing Class on exploring materials, artist Rachel Wooller led a session on exploring plaster and string.

Printing Patterns on Jewellery Pieces

Exploring Materials: Paper and Water and Making Paper

Exploring Materials: Clay and Water

**Jo Allen and Rachael Causer:
Relief Printmaking at
Ridgefield Primary School**

**Constructed Space by Anne
Harild**

**Building Stories by June
Nelson**

Shrinkle Spaces

Creating Decorative Designs From Birds: Mark Making, Texture and Pattern by Andrea Butler

You May Also Like...

Pathway: Making Birds



[Featured in the 'Making Birds Pathway'](#)

Talking Points: Inspired by Birds



**Working WITH and IN the
Landscape by Frances Hatch**

**See This Resource Used In
Schools...**





You May Also Like...

Pathway: using natural materials to make images




[This is featured in the 'Using Natural Materials to Make Images' pathway](#)

Talking Points: Frances Hatch




Talking Points: Anna Atkins



Talking Points: What is a cyanotype



Talking Points: Artists as explorers and collectors




From Drawing to Collage to

Casting – Mural Design with Primary Schools

See This Resource Used In Schools...





Rosemary Cronin: Memory Mining and Drawing on Dreams