

# **Rook – Transforming Materials**

Here, artist Paula Briggs shares how she made a Rook for the AccessArt Share-a-Bird-Project

---

## **Manipulating Paper: Turning 2D into 3D**

Andrea Butler and Paula Briggs show how to manipulate flat pieces of paper into three dimensional shapes.

---

## **Plinth People: Sculptural Self Portraits**

Join Paula Briggs and the AccessArt Art Club for ages 8, 9 and 10 to see how to make autobiographical sculptures.

---

## **Miniature Matchbox Museums by Anna Lynch**

See how artist Anna Lynch gets children thinking about the purpose of museums and letting their imaginations run wild

with a brief to design their own museum, complete with a collection.

---

## **Animal Sculpture and Collage with Students at Philip Southcote School, Surrey**

Exploring 'identity' by interpreting the characteristics, habitats and personalities of animals through making sculpture and collage with scrap store materials.

---

## **Paper Sculptures: Dipping Objects in Paper Pulp**

---

## **Inspired by Google Earth: Making**

Making models inspired by images from Google Earth.

---

# **Exploring Materials: Merino Wool and Water and Making Felt**

---

## **Exploring Materials: Plaster and String**

As part of a series of workshops for AccessArt's Experimental Drawing Class on exploring materials, artist Rachel Wooller led a session on exploring plaster and string.

---

## **Printing Patterns on Jewellery Pieces**

---

## **Exploring Materials: Paper and Water and Making Paper**

---

# **Exploring Materials: Clay and Water**

---

**Jo Allen and Rachael Causer:  
Relief Printmaking at  
Ridgefield Primary School**

---

**Constructed Space by Anne  
Harild**

---

**Building Stories by June  
Nelson**

---

# Shrinkle Spaces

---

## Creating Decorative Designs From Birds: Mark Making, Texture and Pattern by Andrea Butler

### You May Also Like...

#### Pathway: Making Birds



[Featured in the 'Making Birds Pathway'](#)

## Talking Points: Inspired by Birds



---

**Working WITH and IN the  
Landscape by Frances Hatch**

**See This Resource Used In  
Schools...**





## You May Also Like...

**Pathway: using natural materials to make images**




[This is featured in the 'Using Natural Materials to Make Images' pathway](#)



## **Talking Points: Frances Hatch**




## **Talking Points: Anna Atkins**



## **Talking Points: What is a cyanotype**



**Talking Points: Artists as explorers and collectors**




---

**From Drawing to Collage to**

# Casting – Mural Design with Primary Schools

See This Resource Used In Schools...





---

# **Rosemary Cronin: Memory Mining and Drawing on Dreams**