


Adapting AccessArt: Sequence and Story Building

By [Yu-Ching Chiu](#).

In this post, artist and educator Yu-Ching Chiu shares a workshop inspired by the AccessArt resource [Drawing Stories Illustrated by Children](#) that she facilitated at [Yuejin Art Museum in Tainan, Taiwan](#), with a small mixed-age group of participants.

In this 1.5-hour session, Yu-Ching encouraged participants to create a story, told in a 3-part series of illustrations using the local area and various prompts as the starting point for their illustrated story.

[Please log in](#) below as a member to access the resource.



	Please log in here to access full content.
Username	<input type="text"/>
Password	<input type="password"/>
	<input type="button" value="Login"/> <input checked="" type="checkbox"/> Remember me
	Forgot Password

To access all content, I would like to join as...

An Individual



Creative practitioners, educators, teachers, parents, learners...

[From £3.50](#)

An Organisation...




Schools, Colleges, Arts Organisations: Single and Multi-Users
From £42

AccessArt is a UK Charity and we believe everyone has the right to be creative. AccessArt provides inspiration to help us all reach our creative potential.

You May Also Like...

3-panel drawing challenge

3.



Drawing Stories



**Creating with Nature: A
Museum and School**

Collaboration

**Our Creative Community:
Funding our Trip to YSP**

**Our Creative Community:
Finding Exhibitions
Near You**

Our Creative Community:

Curating an Exhibition Part One

Our Creative Community: Curating an Exhibition Part Two

Our Creative Community: Tips

**for Organising an
Exhibition Setting**

**Our Creative
Community: Finding
Artists In Your
Community**

**How Do We Look At
Contemporary
Sculpture: Mel Woo**

**How Do We Look At
Contemporary
Sculpture:
Victoria Rotaru**

Which Artists: Theresa Easton

What We Like About This Resource...

“It’s interesting to hear Theresa describe Printmaking as a social activity, with the shared use of materials and equipment so central to the practice. This could be a positive way of working for lots of children in school, where instead of just working on individual art work, they can

collaborate and embrace the creative sharing experience!” – *Tobi, AccessArt.*

You Might Also Like...



[Monoprint Animals](#)



Screen printing Inspired by Matisse



An Exploration of Shepherd

Fairey

**Which Artists:
Jason Line**

**What We Like About
This Resource...**


“It’s always so inspiring to hear how different artists work and we particularly like the detailed references Jake makes to his process – marking out the

composition using neutral tones; adding and taking away compositional elements and gradually building in more colour and detail. Delivering a still life session in a classroom could begin with this process and encourage the practice of looking at positive and negative space. Some suggested resources below also touch on this". – *Rachel, AccessArt*

You Might Also Like...



Tackling Still Life for Children



Drawing Negative Space



Visual Arts Planning: Still Life

**Pupil Led Arts
Council At
Gomersal Primary**

School

Be Inspired by Flowers in a Glass Vase by Jan Davidsz de Heem

This resource looks at 'Flowers in a Glass Vase' by the Dutch painter, Jan Davidsz de Heem (1606-1684), on permanent display at the Fitzwilliam Museum, Cambridge, and how it might inspire your own creative responses and experimentation with colour.

Inspire 2020: Introducing Colour and Egg Tempera on a Gesso Panel

This post shares how egg tempera was used as a medium in the Italian Renaissance and how teachers interpreted the processes involved in the teaching studio at the Fitzwilliam Museum, Cambridge with AccessArt and the Fitzwilliam Education Team, as part of the CPD programme for Inspire 2020

Inspired! 'The Tree' by Year One and Two at Hauxton Primary School

In this post, Pamela Stewart shares the submission by Hauxton Primary School, Cambridgeshire for Inspire: A Celebration of Children's Art in Response to Jacopo del Sellaio's Cupid and Psyche by Year One and Two pupils in 'Owl Class'.

It shares the pupils' Inspire journey and all that they learned in response to looking at the Renaissance painting at the Fitzwilliam Museum, Cambridge.

Cupid and Psyche: How a Fifteenth- Century Renaissance Panel Became the Most Loved Painting in Cambridgeshire

Sheila Ceccarelli tells the story of how Cupid and Psyche, painted by Jacopo Del Sellaio, an Italian Renaissance artist, came to become the most loved painting in Cambridgeshire. Inspire is an

exhibition of art made by primary school children and celebrates the creativity

of our local schools. It champions the on-going importance of cultural learning and the visual arts for children and young people. A chance also to see Del Sellaio's Cupid and Psyche on display next to the children's work.

The Story of Cupid and Psyche by Jacopo del Sellaio (1442 – 1493)

In this post, Kate Noble, Education Officer at the Fitzwilliam Museum, Cambridge shares the story of Cupid and Psyche as depicted in the 15th Century painting by Jacopo Del Sellaio. This is

one of a series of posts from Inspire: A Celebration of Children's Art at the Fitzwilliam Museum, Cambridge.

David Parr House – “What’s Your Space?”

In celebration of the opening of David Parr House in Cambridge, this resource aims to inspire children aged 8 to 12 to explore design.

Inspire: Teachers

This post is based on CPD (Continued Professional Development) sessions in February and March 2019, hosted and delivered by the Fitzwilliam Museum, Cambridge in collaboration with AccessArt, for Cambridgeshire teachers participating in Inspire 2020 Project.