

# Making is Hard

Making is hard- find out how you can facilitate Making in lessons as part of our [Pedagogy in 250 Words](#) series. Become a [member](#) to watch the video below.





MAKING IS

HARD →

"MY FINGERS HURT"

"IT KEEPS FALLING OVER"



VS eee MATERIALS



EXERCISE



REALITY



YOU'RE NOT FINDING IT  
HARD BECAUSE YOU CAN'T  
DO IT.

YOU'RE FINDING IT HARD  
BECAUSE YOU ARE DOING  
IT.

---

	Please log in here to access full content.
Username	<input type="text"/>
Password	<input type="password"/>
	<input type="button" value="Login"/> <input checked="" type="checkbox"/> Remember me
	<a href="#">Forgot Password</a>

To access all content, I would like to join as...

An Individual



Creative practitioners, educators, teachers, parents, learners...

From £3.50

## An Organisation...



Schools, Colleges, Arts Organisations: Single and Multi-Users  
From £42

*AccessArt is a UK Charity and we believe everyone has the right to be creative. AccessArt provides inspiration to help us all reach our creative potential.*

---

---

## What Is The Purpose of

# **Drawing?**

---

## **What Is Drawing?**

---

<b>Creating</b>	<b>Repeat</b>
<b>Patterns</b>	<b>With</b>
<b>Rachel Parker</b>	



# What We Like About This Resource...

*“This is a great activity for really tuning into colour and shape. The process is ultimately quite a refined one (ie making a pattern balanced and repeated ‘correctly’) – but there’s plenty of scope for exploring pattern in a more experiential way prior to the refinement page. Try one of the recommended resources below to introduce pattern and begin with some open ended activities to build skill and confidence.” – Andrea, AccessArt*



# You Might Also Like...

## Pathway: Exploring pattern



This is featured in the  
'Exploring Pattern'  
pathway

Talking points: Andy


# Gilmore



**talking points: Louise  
Despont**



# Inspired by Rachel Parker



## Teachers Explore Pattern, Shape and Texture



# Block Printing Repeat Patterns



---

## AccessArt's Prompt Cards for Making

# You Might Also Like...

**Pathway: Music and art**



**This is featured in the  
'Music and Art' pathway**

**Pathway: Playful Making**



This resource is features  
in the 'Playful Making'  
pathway

## Manipulating Paper






# Cardboard Sculptures



## The Chair and Me





# **Still Life Compositions: Inspired by Cezanne**

## **What We Like About This Resource...**

*“This activity walks through a number of different processes and taps into multiple skills. This provides a rich exploratory project for children*

*to fully immerse themselves in. Cezanne was the focus artist for this project, but other contemporary still life painters could be used as starter inspiration. We actually advocate showing the work of more than one artist as this builds knowledge of how approaches to painting, drawing etc differ. This also helps children move towards a personal response rather than creating a 'copy' of one particular artist's work" – Rachel, AccessArt*

**You            Might            Also**

# Like...

## Pathway: Exploring Still Life



This is featured in the  
'Explore Still Life'  
pathway

Talking  
Cezanne

Points: Paul



**talking points:**  
**Contemporary still life**



**talking points:** **Flemish**

# and Dutch Still Life Painters



---

**Remembrance Day**  
**Peg Soldiers**

# What We Like About This Resource...

*"It's great to see a different approach to thinking about remembrance day. These peg soldiers are a refreshing alternative to artwork inspired by poppies. The processes involved encourage children to focus on fine motor skills: wrapping embroidery thread around the peg and creating small detailed clothes and helmets. These dolls look particularly effective when standing as a collection and would make a poignant alternative to a standard*

*display board"* – Rachel,  
AccessArt

**See This Resource  
Used In Schools...**






**You Might Also  
Like...**



**An Exploration of Paul  
Nash**



## For Remembrance Day



# World War 1 Mail Art

---

## **Make First**

---

## **Making A Banner At Working College**

## **What We Like About**

# **This Resource...**

**Working collaboratively towards a shared aim provides an alternative experience to working on individual projects. Creating together encourages listening, peer feedback and creative problem solving – all of which are hugely valuable in all areas of education” – Rachel, AccessArt**

**You May Also Like...**



## Animal Habitat Mural



## Collaborative Public Mural



## Mural and Workshop Project

---

# Outdoor Art In Urban Gardens

---

# Wish List

---

**Which Artists: The  
Life & Works of  
Madge Gill**

**What We Like About  
This Resource...**

**“The life of Madge Gill that  
Sophie Dutton recounts here  
gives us real insight into the**



challenges that Madge Gill experienced, and how these challenges would have been common among women at the time. When we study the work of Artists, it adds a rich context to our experience of their work to consider their personal history, and helps us ask questions like 'why do you think the Artist painted in this way or was inspired by this subject matter?' If you introduce your class to Madge Gill, begin with looking back over her younger life to try and better understand her motivations as an Artist" – *Rachel, AccessArt*


You May Also  
Like...



[I am AccessArt: Ann Rippin](#)



# Making Batik Textiles in the Classroom



## How I Use Drawing and Sketchbooks

---

# Transformation of

# Materials Inspired by El Anatsui

See This Resource  
Used in a Pathway...



# Transforming Materials into Sculpture

This pathway shares how teachers might take inspiration from El Anatsui and encourage pupils to think how they might disassemble objects around them to transform them into sculptural pieces.

[Read More.](#)

---

## The Transformation Project



# You May Also Like...



# Transforming Cardboard with Andrea Butler

Artist Andrea Butler shows how to explore simple design and construction using cardboard and jewellery. [Read More](#)

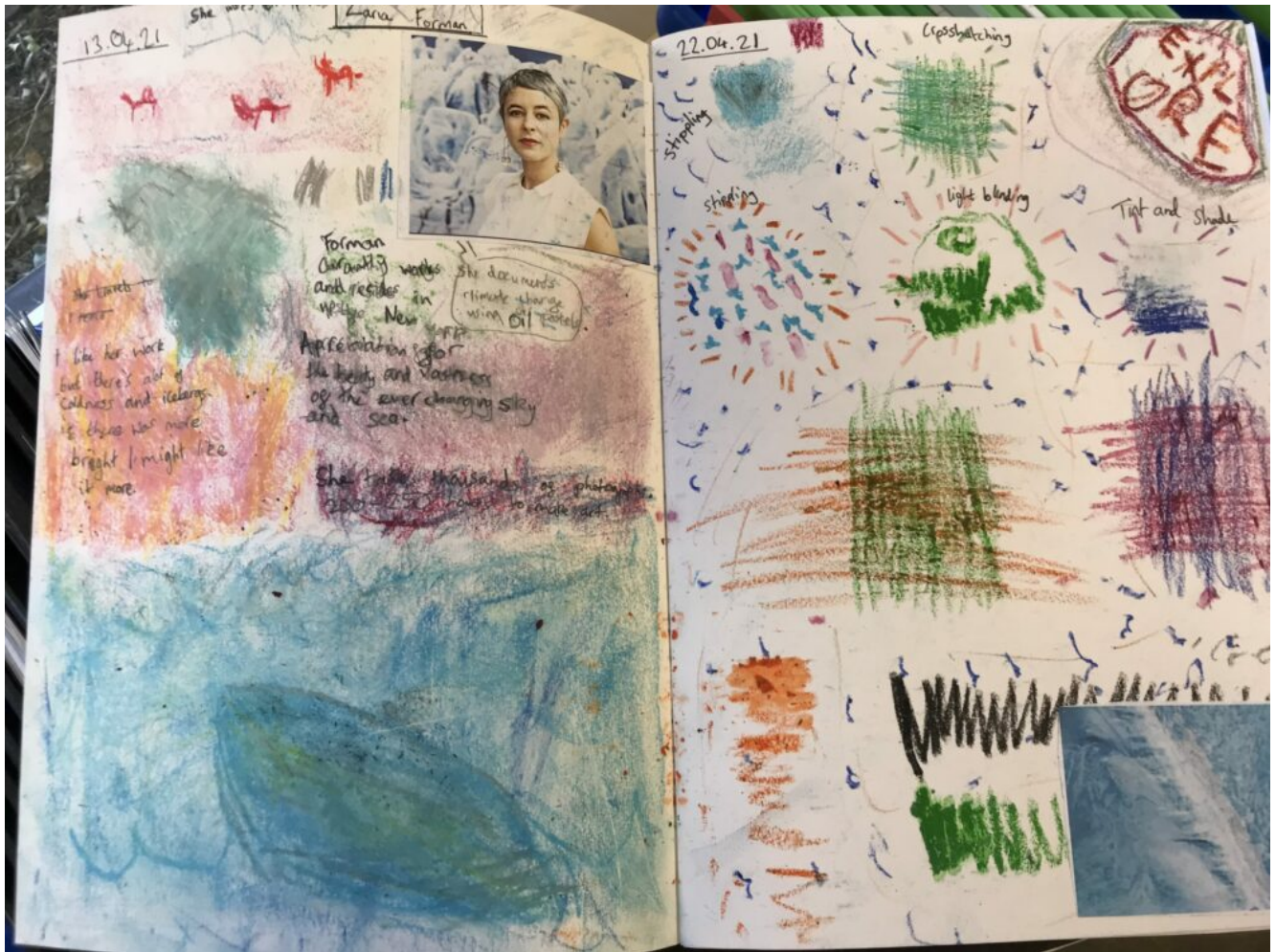
---

## Sketchbooks Should Be...

## You Might Also



# Like...



## The Sketchbook Journey

Explore the [AccessArt Sketchbook Journey](#) to grow your understanding about what sketchbooks are and how they

**might be used.**



## **The AccessArt Network**

**[Join our network](#) on facebook and  
continue the conversation, share  
and support.**

---

**Download an  
Editable Version  
of the AccessArt  
Progression Plan**

---

**Turkish Map**

# **Fold**

## **What We Like About This Resource...**

**“This activity is a  
great example of how  
we can use paper as**

**the focus of  
creativity. Often we  
use paper purely for  
drawing or painting  
on, but here, it is  
central to the  
activity itself.  
While these  
particular folded  
sculptures have  
their roots in  
Turkish culture, you**


could still deliver  
the activity if  
looking at things  
like Origami too,  
thus linking it  
across different  
cultures” – *Rachel,*  
*AccessArt*

**You                      Might**

# Also Like...

**Puzzle  
Part 1**

**Purses**



**Puzzle**

**Purses**



# Part 2



# Paperback Figures



---

# Curtis

## Holder: Art & Education

---

# Scaffolding Projects

---

**Which**

**Artists: Liz**

**West**

**What We Like  
About This  
Resource...**

***“It’s really  
interesting to hear  
how the interest Liz***

*has in the quality of light comes from a personal place and is something she has responded to since childhood. Seeing how her work has developed over the years is therefore a really positive reinforcement that individual creative*

*journeys, where  
nurtured, are so  
central to a rich  
arts education. We  
also love hearing  
Liz is always on the  
'quest for  
knowledge' – meaning  
she is open to her  
ideas constantly  
evolving and the  
process of gathering*

*new information and  
inspiration never  
stops!"* – Rachel,  
AccessArt

**You May Also  
Like...**

**Pathway: Brave  
Colour**





This is featured  
in the 'Brave  
colour' pathway

**using sketchbooks**  
**to make visual**

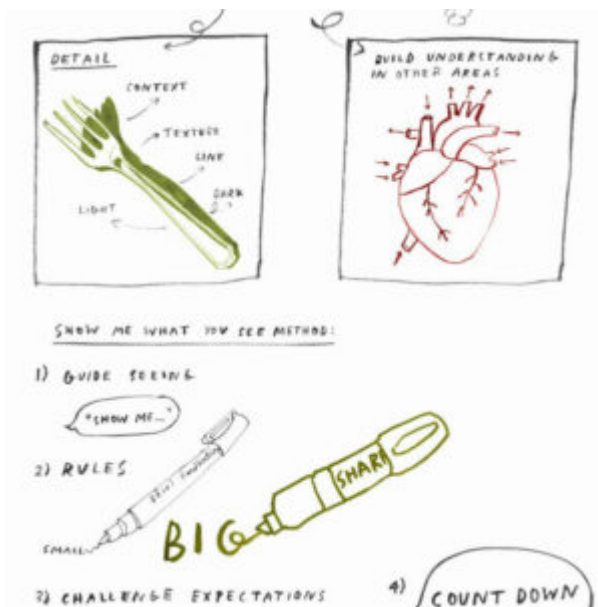
# notes



Find out how  
pupils can  
respond to  
artists work in

# sketchbooks

Show me what you  
see



Enable close

# Looking and drawing with this exercise

## Lightbulb Art



# Mini World Light Boxes



**Visual  
Planning:  
and Dark**

**Arts  
Light**

