

Which Artists: We are out of office

By Winneke de Groot and Felix van Dam

We are out of office are a multidisciplinary duo based in Utrecht in the Netherlands. In this post they talk about their creative journey, from making their own DIY screen printing workshop, to the benefits of collaboration, their love for printmaking and how they have adapted their designs into ceramics, rugs and sculptures.



Photo by Danique van Kesteren

	Please log in here to access full content.	
Username	<input type="text"/>	<input type="text"/>

Password	<input type="password"/>
	<input type="button" value="Login"/> <input checked="" type="checkbox"/> Remember me
	Forgot Password

To access all content, I would like to join as...

An Individual



Creative practitioners, educators, teachers, parents, learners...

From £3.50

An Organisation...



Schools, Colleges, Arts Organisations: Single and Multi-Users
From £42

AccessArt is a UK Charity and we believe everyone has the right to be creative. AccessArt provides inspiration to help us all reach our creative potential.

Gabby Savage-Dickson: Etching

What We Like About This Resource...

“These are such beautiful and evocative images – certain to inspire. There is a lot of potential for schools to explore Gabby’s work as a way to inspire pupils to create their own imagery inspired by literature, or inspired by imaginative writing by pupils.

Although etching might not be particularly accessible to many schools, there are low tech ways of approaching the process (see below) which mean pupils can explore similar ways of working in the classroom.” *Paula, AccessArt*

You May Also Like...



[Dry Point Etching](#)



Printmaking Using Packaging



MonoPrinting with Carbon Paper

Gabby Savage-Dickson: Felting

& Embroidering Sets

What We Like About This Resource...

“It’s really interesting to see how Gabby works across the different disciplines of textiles and illustration in her work, and you can see how the principles of each are present in these beautifully made felt sets. We enjoyed learning how she went between planning and making – showing that the process of creating isn’t completely linear, and that the journey of idea creation can happen through sketching ideas, but also through making itself” – *Andrea, AccessArt*

You Might Also Like...

Pathway: Set Design



This is featured in the 'Set Design' pathway

talking points: negative space by tiny inventions



Explore the work of animation directors Max Porter and Ru Kuwahata.


Making Mini Food



Stitched Homes



Mini World Light Boxes



Rosie Hurley: Esio Trot

What We Like About This Resource...

“Rosie highlights the importance of embracing a wide variety of interests and ways of working into our wider creative practice, resulting in wonderfully rich and very personal explorations and outcomes.

There are so many clues in this resource for teachers. Look out for how Rosie slows down her whole process into a series of interconnected stages, which weave in and out of each other. These include time for research (collecting and observing), analysing and revisiting, drawing, making and finally documenting.” *Paula, AccessArt*

You Might Also like...

Pathway: Telling Stories through drawing and making



This is featured in the 'Drawing Stories Through Drawing and Making' pathway

Pathway: Set Design



This is featured in the 'Set Design' pathway

talking points: negative space by tiny inventions



Gabby Savage-Dickson: Felting & Embroidering Sets



Year 3 Roald Dahl & Quentin Blake Homework



Draw, Paint, Build, Make: Gallery Project



Natsko Seki: Making Broadway Market


What We Like About This Resource...

“This resource shows pupils how the experience, background and passions of an illustrator all feed into his or her work.

We like the way Natsko shares how her experience over time informs her work. For example, her background as a “visitor” or person living in cultures which she isn’t initially familiar with, enable her to see that culture through fresh eyes.

She takes these observations in through her sketchbooks, and then these inform her work at various points going forward. This is an important concept when facilitating art and developing pupils' own creativity – and [sketchbooks](#) provide the perfect tool for building this experience.”
Paula, AccessArt

You Might Also Like...



[Creating a Book World with Rose Feather](#)



Illustrating Stories: Creating a Storyboard and First Dummy Book



Illustrating the Jaberwocky

The Art Of Zines

You Might Also Like...

Pathway: Print & Activism

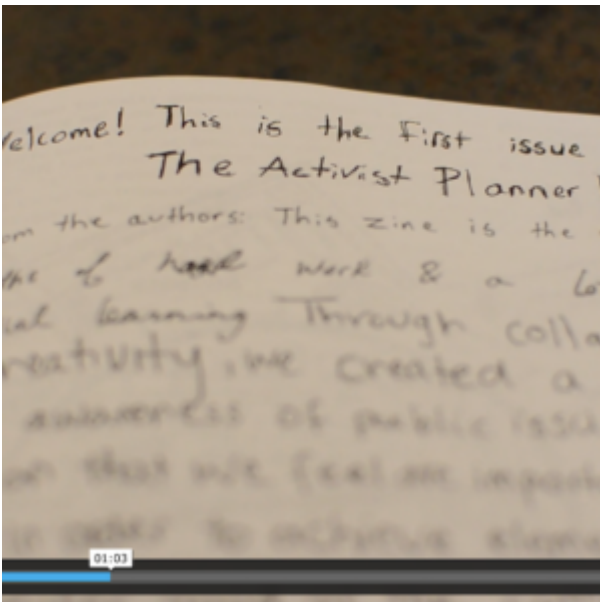


[This is featured in the 'Print & Activism' pathway](#)

Talking Points: Luba Lukova




Talking Points: What is a Zine?



Making Large Scale, Screenprinted, Collaged, Co-Created Campaign Posters!



Making an Artist's Book



Book Artists



**Connecting With Nature
Through Art**

**Lino Printing Inspired by
Gestural Drawings**

Anthotype Photography: Plant-

Based Photography Without a Camera

You May Also Like...

Pathway: using natural materials to make images



[This is featured in the 'Using Natural Materials to Make Images' pathway](#)

Talking Points: What is a cyanotype



Talking Points: Anna Atkins



Movement Maps

Redesigning Food Packaging

You May Also Like...

Pathway: 2D Drawing to 3D Making



[This is featured in the '2D Drawing to 3D Making' pathway](#)

Talking Points: Packaging Design



What is Typography







Creating Comics Inspired by Museum Collections

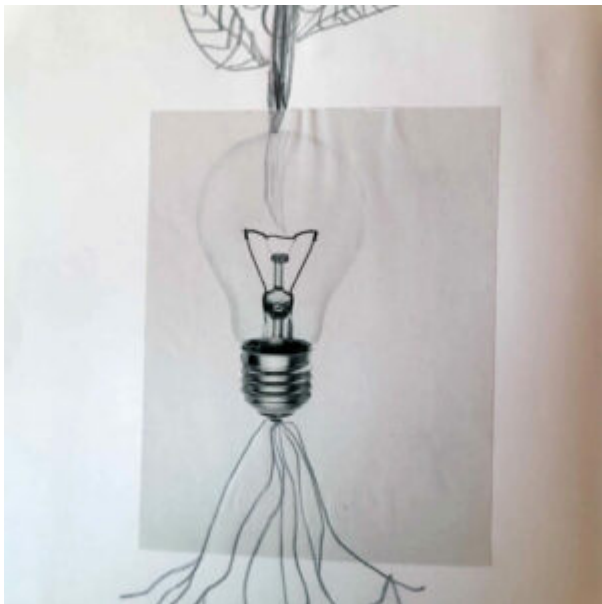
Printmaking using Packaging

Roots & Shoots: A Sculptural Challenge

See This Resource Used In Schools...







You May Also Like...

Pathway: Stick Transformation project



[This is featured in the 'Stick Transformation Project' pathway](#)

**Finding Marks Through
Drawings Made by Artists**

**See This Resource Used In
Schools**



You May Also Like...

Pathway: Typography and Maps



[This is featured in the 'Typography and Maps' pathway](#)

Pathway: Cloth, thread, paint



[This is featured in the 'Cloth, Thread, Paint' pathway](#)

Session Recording: Finding Marks Made by Artists



Personalising a Sketchbook with Mark Making and Collage

Using a Found Book for a Sketchbook

Be Consistent

**Be Mindful Of Hidden
Assessment**

Make Assessment Inclusive