

What is a Sketchbook?

In this resource, we break down the key characteristics of what makes a sketchbook, who it belongs to, the benefits of keeping one and starting points for the kinds of exploration that can take place in a sketchbook.

The animation below is a great way to introduce learners to sketchbooks and open up their understanding as they begin developing their own sketchbook practice. This resource is perfect for ages 10 and upwards.

[Please log in](#) below as a member to access the video.



	Please log in here to access full content.	
Username		<input type="text"/>
Password		<input type="password"/>
	<input type="button" value="Login"/>	<input checked="" type="checkbox"/> Remember me
	Forgot Password	

To access all content, I would like to join as...

An Individual



Creative practitioners, educators, teachers, parents, learners...

From £3.50

An Organisation...



Schools, Colleges, Arts Organisations: Single and Multi-Users
From £42

AccessArt is a UK Charity and we believe everyone has the right to be creative. AccessArt provides inspiration to help us all reach our creative potential.

How Do We Adapt our Art

Teaching to Include Children with Specific Educational Needs?

Making a Cardboard Sketchbook

“Acts of Kindness” Workshop

Collage: Deconstructing, Reconstructing and Abstracting

What We Like About This Resource...

“I really like how this playful resource helps us

to make a creative response inspired by a stimulus, ensuring that the stimulus is only an entry point into an outcome that will look totally different. Exploring the themes of colour, texture and composition through the lens of different artists also helps us see how we can interpret (and re-interpret) colours and materials in a meaningful way. Viewfinders and collage are also great tools for those who experience ‘fear of the white page’ and will allow learners to make conscious creative decisions as they go.” – Tobi, AccessArt

You May Also Like

Adapting AccessArt: Colour and Composition



Cut Paper Collage Still Life



Cooking with collage



Tiny Art Schools: The Little Makery

Tiny Art Schools: Creative Days

Tiny Art Schools: Art School Ilkley Part One


Tiny Art Schools: Art School Ilkley Part Two

Tiny Art Schools: Art School Ilkley Part Three

Adapting AccessArt: Stories and Faces

You May Also Like...

Making Physical or Digital Layered Portraits



Pathway: Exploring Identity



Quentin Blake's Drawings as Inspiration: Exaggerating to communicate



Session Recording: Creating School Exhibitions & Displays



Finger Palette Portraits



elastic band sketchbook



Giant Jewellery: Multimedia Response to Yayoi Kusama

Improving Outcomes: Gestural Drawing with Charcoal Pathway

Playing With Perspective

You May Also Like...

Other Resources by Joe Gamble



Adapting AccessArt: Colour and Composition



Thoughtful Mark making



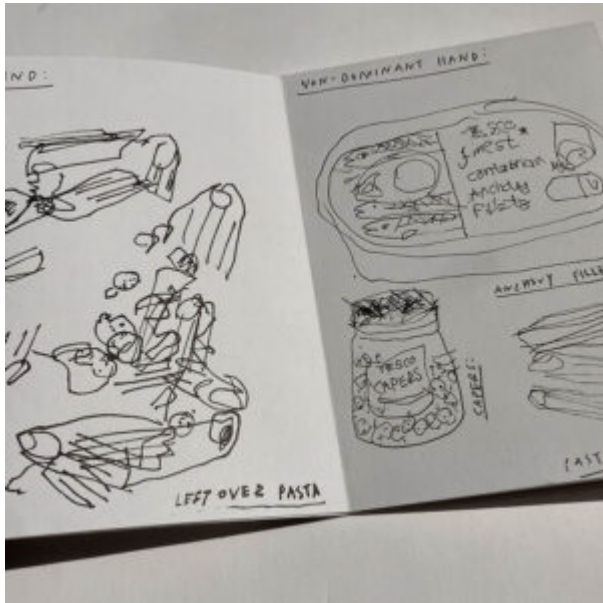
Cooking With Collage

You May Also Like...

Redesigning food Packaging



What i ate in a day



Paint Your corner Shop



Creating Repeat Patterns



How Tiny Art Schools Grow

Adapting AccessArt: Colour and Composition

You May Also Like

Manipulating Forms in Landscape Painting



Layered Colour Gestural Drawing




Cut Paper Collage Still Life



What I Ate in a Day

You May Also Like

Drawing Prompt Cards



Watercolour Washes Inspired by the Tapestries of Henry Moore




Paint Your corner Shop



Adapting AccessArt: From 2D to 3D

You May Also Like

Manipulating Paper: Turning 2D into 3D



Making Prompt cards




playful making pathway



ASTRONAUT PAPER BODY CASTS



Turkish map fold



Adapting AccessArt: Playful Making Inspired by Nnena Kalu



Adapting AccessArt: Pattern

and Colour

You May Also Like...

Screenprinting in the classroom



SCREENPRINTING USING OVERLAID PATTERN



exciting colour



Creating Repeat Patterns With Rachel Parker

