

Art Rooms in KS1 & KS2 Schools

During 2016 AccessArt will be exploring how the creation of dedicated art and design spaces in primary schools can impact upon the whole school. Whilst many schools are struggling to find time and space for art, others are demonstrating the beneficial affect an art room can have across the curriculum. We will be creating a series of exemplar posts that share how art rooms have been financed and developed - if you would like your art room (KS 1 and 2) to be featured here, then please get in touch.

The following articles explore:

How do art rooms act as catalysts for changing attitudes to art in schools?



[Natalie Deane at Battyeferd Primary School](#)



Kathryn Argyle from Crossley Fields Infant and Junior School



Mandy Barrett from Gomersal Primary School



[Anna Morrow at The Elms Junior School](#)

This is a sample of a resource created by UK Charity AccessArt. We have over 1500 resources to help develop and inspire your creative thinking, practice and teaching.

AccessArt welcomes artists, educators, teachers and parents both in the UK and overseas.

We believe everyone has the right to be creative and by working together and sharing ideas we can enable everyone to reach their creative potential.

Art Rooms in KS1&2 Schools: Battysford Primary School

**Life Drawing: Understanding
Foreshortening by Hester
Berry**

Life Drawing: Drawing Hands

and Feet with Hester Berry

Shipwrecked! A Shadow Puppet Play by Children Aged 10

As the winter nights draw in and it was dark outside and cosy inside, Friday Club students, turn the summerhouse into a theatre and make a shadow puppet play.

Paperback Figures: Collaged, Relief Sculptures

You May Also Like....

Visual Arts Planning Collections:
Cardboard and paper



Book art with Primary children



Making 2d & 3d Fashion Designs with Painted and Decorated Paper



Life Drawing: Drawing the Head by Hester Berry

Red to Green: Wax Resist and Scraffito

Red to Green: Making Sculpture

I wanted students to be pushed to explore how to make a free standing sculpture encompassing modern sculptural principles of form, shape and balance, yet with an accessible and tangible approach to working.

Red to Green: Steps to Observational Drawing

Foundations for students to be able to approach observational drawing without feeling inhibited or paralyzed and reinstate their confidence in their ability and right to draw.

Red to Green: Monoprinting

Monoprinting is an excellent way to access mark making and drawing but with a bit of 'distance' from the finished work. Results are always unexpected and the process itself very engaging, so any potential anxiety about what a finished drawing 'should' look like is taken away.

Life Drawing: Capturing Gesture by Hester Berry

Red to Green: Block Printing

enjoyed the process of block printing

Red to Green: Taking Rubbings and Making Compositions

process of recording by taken rubbings from natural and man made objects whilst incidentally making uninhibited gestures and marks with graphite

Red to Green: Patterns in Nature, Line and Wire

using drawing as a way into exploring designs and patterns in nature, followed by a making session using wire to extend ideas into 3D


Aspire to Create: Inspired by Nature & Empowered by Creativity – Red to Green

One: Casting



Exploring mark making into wet clay, mould making, mixing and pouring plaster

Two: Patterns in Nature, Line and Wire



Using drawing to look at designs and patterns in nature to inspire the creation of wire sculpture

Three: Taking Rubbings and Making Compositions



Recording the surrounding world by taking rubbings

Four: Block Printing



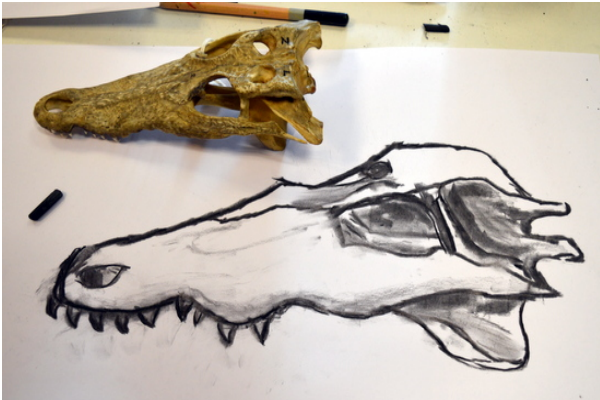
Learners are introduced to block printing

Five: Monoprinting




Exploring texture, pattern and mark making through monoprinting

Six: Steps to Observational Drawing



Four steps to enabling observational drawing

Seven: Making Sculpture



Learners explore sculptural principles of form, space and balance

Eight: Wax Resist and Scraffito



Introducing colour with wax resist and scraffito techniques



Red to Green: Casting

day one of AccessArt's six day residency at Red2Green mark making into clay, mould making and casting

Windy Day Drawing: What was it really all about?

3D Drawing with Paper: Texture – Surface – Structure

Artist Andrea Butler sets teenagers the challenge to create 3D forms from sheets of paper experimenting with structure and texture using manipulation techniques.

Bold Autumn Still Life

Teenagers engaged in creating bold still life drawings