

Exploration of Watercolour in the Studio

After having studied watercolour paintings at the Fitzwilliam Museum Cambridge with AccessArt, teachers were invited to undertake their own exploration of working with watercolour, including colour mixing, paint techniques, and intention. This resource shares the processes and outcomes of the practical studio session.

Introduction to Watercolour

You May Also Like...

Pathway: Exploring Watercolour




[Featured in the 'Exploring Watercolour' pathway](#)

Pathway: Mixed Media Land and city scapes



[This is featured in the 'Mixed Media Land and City Scapes' pathway](#)

PAINTING THE STORM AT BOURN PRIMARY SCHOOL




Collection of Landscape Resources by Hester Berry



part 2: Exploration of Watercolour in the studio



Talking Points: Paul Klee



Exploring Watercolour at the Fitzwilliam Museum Cambridge with AccessArt

part 1: Introduction to Watercolour



The resource describes and demonstrates individual watercolour techniques, and then shows examples of these techniques in paintings from the Fitzwilliam Collection.

part 2: Exploration of Watercolour in the studio



After studying paintings from the collection at first hand and identifying how various marks within the paintings may have been made, teachers undertake their own exploration of working with watercolour.

The
Fitzwilliam
Museum
CAMBRIDGE



UNIVERSITY OF CAMBRIDGE
MUSEUMS
& BOTANIC GARDEN



Supported using public funding by
**ARTS COUNCIL
ENGLAND**



Sculptural Birds in Flight by Teenage Makers

In this workshop teenagers played with sculptural ideas around building form and mass, tension and scale by combining materials from Scrap Stores.

Autobiographical Suitcase Pop-Up Gallery

This resource shares how 8, 9 and 10 year old children created a home for all of their sculptures and paintings in the form of a cardboard suitcase which doubled up as a pop-up gallery.

‘Dawn Chorus’ by Marcus Coates

Brave Young Makers: Year

Three Pupils at Ridgefield Primary Transform Materials into Birds and Insects

This workshop presented year three pupils at Ridgefield Primary School with real design and making challenges as they worked to a brief to 'create birds and insects for their school tree'.

Making a RollerCoaster by Julia Rigby

KS1 children use their imaginations and sense of fun to collaborate to create a model roller coaster with moving parts.

Priscilla the Puffin: Make a Simple Bird Mobile

Nicola McGovern was one of the artists who generously donated an artwork to the AccessArt Share-a-Bird Project. She sent a mobile of a puffin and included a template so that the children who received her bird could have fun making a whole flock of puffins.

Making and Drawing Birds

creating decorative designs from birds:
markmaking, texture and pattern




In the Company of Birds



nest




Rowan: Making a Clay Bird from a Mould



dragons and birds in eggs: hidden and revealed



**making birds! sculptural ideas for
primary schools**



**Sculptural Birds in Flight by Teenage
Makers**



rook: transforming materials



Printing at Battyford Primary, Inspired by Hester Cox



‘Flock’ at Prospect House School, Inspired by Veronica Lindsay-Addy



book transformation: flock of birds



drawing birds with mixed media: creating effects with oil pastels, crayons and ink washes



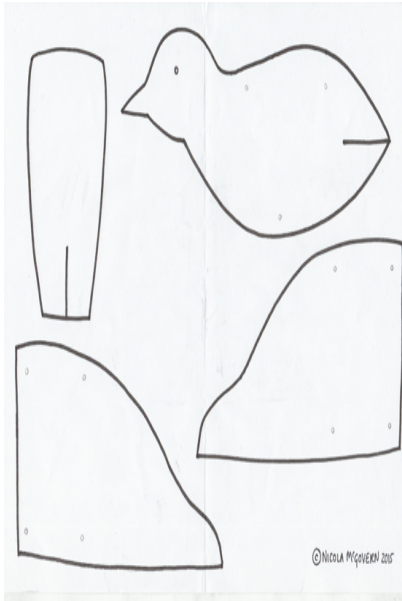
‘Dawn Chorus’ by Marcus Coates



Colourful Sculptural Birds by Pupils at Donhead Preparatory School



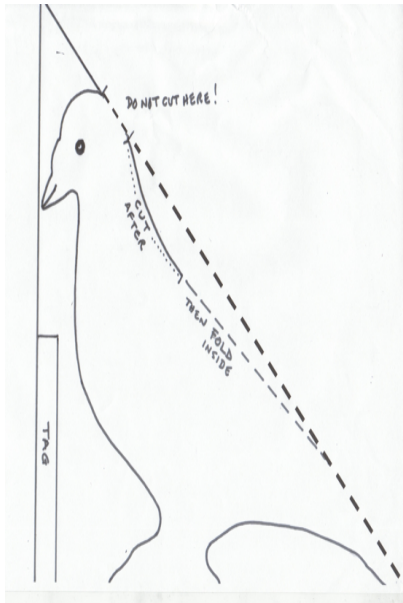
Priscilla the Puffin: Make a Simple Bird Mobile



How to Make a Simple Origami Bird by Melanie Johns



Paper Pidgeon Project



‘Birds in the Trees’ by Pupils at Battyeford Primary School



Brave Young Makers: Year Three Pupils at Ridgfield Primary Transform materials into Birds and Insects



making modroc sculpture



cantus articus (Concerto for birds and orchestra) Op.61: Images Inspired by Music



Perseverance, Determination and Inventiveness: Building Nests



Colourful Sculptural Birds by

Pupils at Donhead Preparatory School

See fabulous selection of birds by pupils from Donhead Preparatory School sent to AccessArt by Phillippa Dudgeon, Head of Art & DT.

Pattern and Collage: A Whole School Workshop at Monkfield Primary School

Transformation Project: Cardboard and...

Artist Andrea Butler shows how to explore simple design and construction using cardboard and jewellery.

A Wealth of Materials in

Scrapstores

printmaking with salvaged sticky back aluminium foil, mixed media and cardboard



Make a sketchbook, an ideas book or a travel journal this summer!




pattern and collage a whole school workshop at monkfield primary school




Sculptural Birds in Flight by Teenage Makers



Articulated and Animated Drawings by Teenagers at AccessArt's Experimental Drawing Class



A Model Studio by Susie Olczak



Making Sea Sculptures at Culford School, Suffolk




Inspired by Joseph Cornell: Making a Decorative Aviary Box



Brave Young Makers: Year Three Pupils at Ridgefield Primary Transform materials

into Birds and Insects



Making Sea Sculptures at Culford School, Suffolk

Artists Andrea Butler and Sheila Ceccarelli inspire year three pupils to invent their own sculptural sea creatures using simple wrapping and binding techniques with scrap store materials.

Making a Scarecrow Out of Moss

Make a Sketchbook, Ideas Book or Travel Journal this Summer!

AccessArt's Experimental Drawing Class worked during their final session this term, on making their own books for summer ideas (and delightfully their parents joined in at the end of the session and made their own books too)

Teenagers Make Prompts to Overcome White Page Syndrome

Fabulously inspired teenagers at AccessArt's Experimental Drawing Class made prompts to help each other overcome the 'white page syndrome'.

Inspired by Joseph Cornell: Making a Decorative Aviary Box

See This Resource Used In Schools...







A Model Studio by Susie Olczak

A Model Studio by Susie Olczak: Teenagers explore skills that would be useful in a real life creative working environment