

Page to Panel – How to Make Manga by Irina Richards

A 40 Artist Educator Resource:
Be Inspired by Irina Richards



In this fabulously illustrated resource, Cambridgeshire-based artist Irina Richards shows AccessArt how to make manga.

This project was shared with AccessArt as part of the [40 Artist Educator Project](#), funded by Arts Council England,

aiming to highlight and celebrate artist-led teaching and facilitation.

Page to Panel – Creating Comics Based on Books by Irina Richards

This resource is based on a series of workshops that I recently developed and carried out in collaboration with Cambridgeshire Libraries/[ImagiNation East](#).

The young people participating in the project took part in a Reading Challenge, where they had to read four books during the summer. They then chose one of the books, and adapted an extract from it into manga format as a creative response to what they had read.

This activity encourages young people to read for pleasure and to convey their own vision of the story they read. It could be particularly beneficial for students who may find a lot of writing difficult, e.g. those with dyslexia.

In addition, this activity could be used as an interdisciplinary project, as it could combine Art and Design, English, and even ICT (if the students choose to finish/letter their comics digitally, for example). The resource is most suitable for KS2 and KS3 learners, but can be adapted to suit KS1 as well.

	Please log in here to access full content.	
Username	<input type="text"/>	
Password	<input type="password"/>	
	<input type="button" value="Login"/> <input checked="" type="checkbox"/> Remember me	
	Forgot Password	

To access all content, I would like to join as...

An Individual



Creative practitioners, educators, teachers, parents, learners...

[From £3.50](#)

An Organisation...



Schools, Colleges, Arts Organisations: Single and Multi-Users
From £42

AccessArt is a UK Charity and we believe everyone has the right to be creative. AccessArt provides inspiration to help us all reach our creative potential.

Creating Decorative Designs From Birds: Mark Making,

Texture and Pattern by Andrea Butler

You May Also Like...

Pathway: Making Birds



[Featured in the 'Making Birds Pathway'](#)

Talking Points: Inspired by Birds



Intuitive Art- Freedom to Paint by Natasha Day

Quick Clay Figurative Sketches

See This Resource Used In Schools...





You May Also Like...

Pathway: The Art of Display



[This is featured in the 'The Art of Display' pathway](#)

talking points: What is a plinth



talking points: Thomas J Price




**Layers in the Landscape by
Emma Davies**

You May Also Like...

Visual Arts Planning Collections:
Cardboard and paper



concertina landscapes



diary of a sculptural sketchbook



Making Big Monotypes with Sheila Ceccarelli

**Working WITH and IN the
Landscape by Frances Hatch**

**See This Resource Used In
Schools...**





You May Also Like...

Pathway: using natural materials to make images



[This is featured in the 'Using Natural Materials to Make Images' pathway](#)

Talking Points: Frances Hatch




Talking Points: Anna Atkins



Talking Points: What is a cyanotype



Talking Points: Artists as explorers and collectors



Sketchbooks: Drawing Someone

Drawing Something

Tomorrow, Today by Karen Guthrie and Nina Pope

From Drawing to Collage to Casting – Mural Design with Primary Schools

See This Resource Used In Schools...





Newspaper Heads by Sharon Gale

Responding to Place by Claire Louise Mather


Emma Copley – Painting a Still Life and Seeing Colour

Cut Paper Collage Still Life


See This Resource Used In Schools...













You May Also Like...

Pathway: Exploring Still Life



This is featured in the 'Explore Still Life' pathway

Talking Points: Paul Cezanne



talking points: Contemporary still life



talking points: Flemish and Dutch Still Life Painters



Drypoint Etching

You May Also Like...

Visual Arts Planning Collections:
Portraits



kitchen lithography



video enabled printmaking resources



Creating and Drawing an Art Installation

How to Cast – Simple, Two Piece Casting Using Clay & Plaster

Nest

See This Resource Used in
Schools...







You May Also Like...

Pathway: Sculpture, Structure,
Inventiveness & determination



This is featured in the 'Sculpture,
Structure, Inventiveness & Determination'
pathway

Talking Points: What can we learn from birds



Drawing source material: nests



Drawing Hands


You May Also Like...

Pathway: Exploring Form Through Drawing

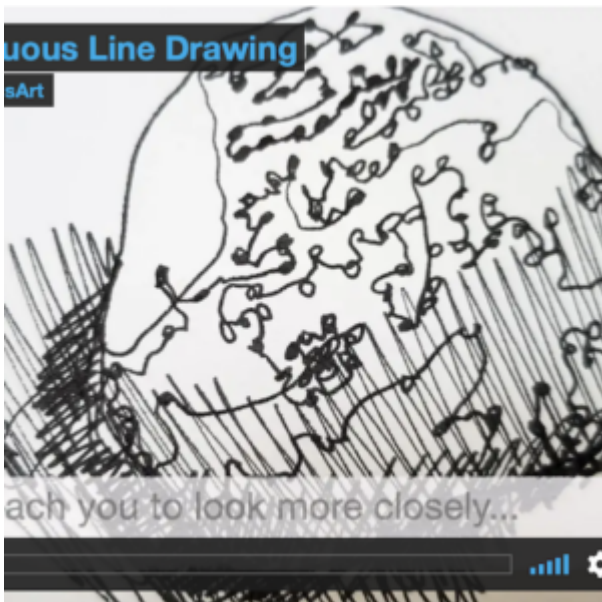


[This is featured in the 'Exploring Form Through Drawing' pathway](#)

Drawing Like a Caveman – Handprint Art



Continuous Line Drawings



Painting the Savannah by Chloe Williams