

Drypoint Etching

By Maureen Crosbie



Wonderfully charismatic portrait

Artist Educator Maureen Crosbie shares this innovative and accessible way of making drypoint etchings with children.



Inked-up perspex etchings

"I had been looking for a way to make simple but authentic etchings with my classes when a friend offered me the use of a table press. Other friends offered me exhibition space, and two of my schools dipped into a rainy day fund to buy beautiful paper, good water based printing ink and sheets of acrylic. It felt like the start of something great!

	Please log in here to access full content.	
Username		<input type="text"/>
Password		<input type="password"/>
	<input type="button" value="Login"/>	<input checked="" type="checkbox"/> Remember me
	Forgot Password	

To access all content, I would like to join as...

An Individual



Creative practitioners, educators, teachers, parents, learners...

[From £3.50](#)

An Organisation...



Schools, Colleges, Arts Organisations: Single and Multi-Users
From £42

AccessArt is a UK Charity and we believe everyone has the right to be creative. AccessArt provides inspiration to help us all reach our creative potential.

You May Also Like...

**Visual Arts Planning Collections:
Portraits**



kitchen lithography



video enabled printmaking resources



Creating and Drawing an Art Installation

How to Cast – Simple, Two Piece Casting Using Clay & Plaster

Nest

See This Resource Used in
Schools...







You May Also Like...

Pathway: Sculpture, Structure,
Inventiveness & determination



This is featured in the 'Sculpture,
Structure, Inventiveness & Determination'
pathway

Talking Points: What can we learn from birds



Drawing source material: nests



Drawing Hands

You May Also Like...

Pathway: Exploring Form Through Drawing

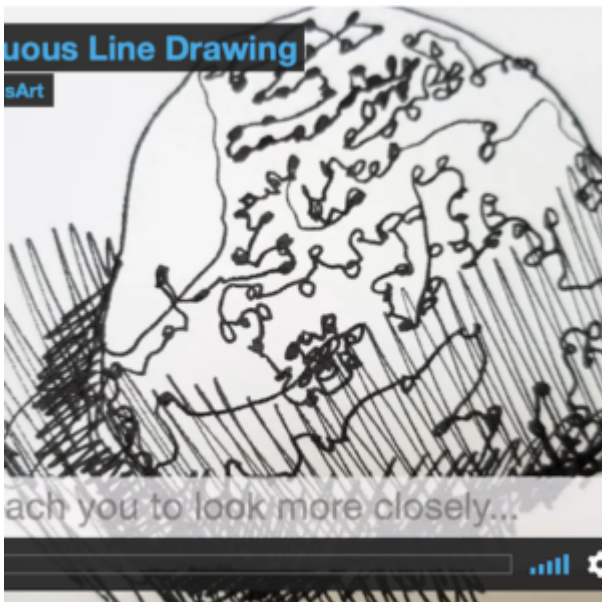


[This is featured in the 'Exploring Form Through Drawing' pathway](#)

Drawing Like a Caveman – Handprint Art



Continuous Line Drawings



Painting the Savannah by Chloe Williams

**Rosemary Cronin: Memory
Mining and Drawing on Dreams**

**Working Collaboratively in
School: Cell Design by Karen
Wicks**

Making a Monogram

**Ann Bridges – Poetry and
Printmaking**

You May Also Like...

Visual Arts Planning Collections: Literacy



A Visual Poetry Zine with Monotype



session recording: Drawing and Poetry





Art for the Square with Susie Olczak for Futurecity


Walking Sketchbooks


3-D Visual Maps for Children

See the Resource Used in Schools...









You May Also Like...

Pathway: Typography and Maps




[This is featured in the 'Typography and Maps' pathway](#)

Talking Points: What is Typography?



Talking Points: Louise Fili



Talking Points: Chris Kenny



Talking Points: Grayson Perrys 'Map of Days'



Talking Points: Hogwarts' Maps



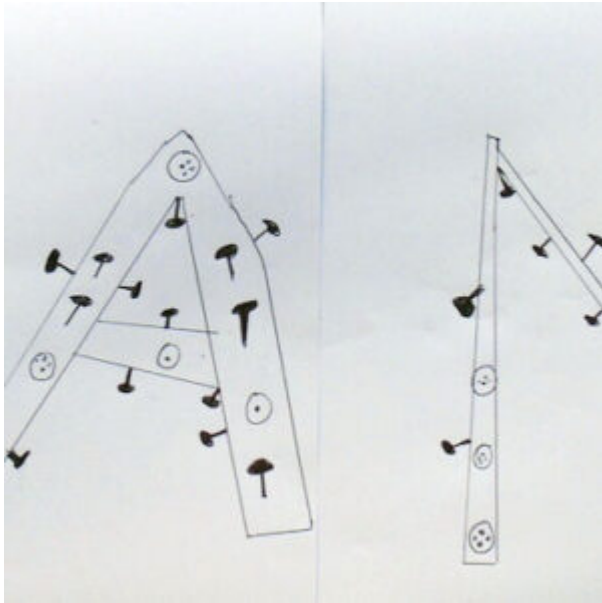
Talking Points: Paula Sher




Typography for Children

See the Resource Used in Schools...







You May Also Like...

Pathway: Typography and Maps



This is featured in the 'Typography and Maps' pathway

Talking Points: What is typography?



Talking Points: Louise Fili



Casting a Negative Space in Plaster with Sculptor Rachel Wooller

Relief Printing and Plaster Casting with Ursula Kelly

Teenagers Work on an Art Project for the Community

Teenagers work to a brief to create Two Mannequins for 'Friends at Mitcham's Corner' Project.

In-Depth Drawing Experience for Teenagers by Betsy Dadd

VIVID Young Creatives: Hannah Webb and Anne Struebel at Witchford Village College

Inspired by Miro – Collage, Automatic Drawing, & Sculpture

You May Also Like...

**Visual Arts Planning Collections:
Cardboard and paper**



CARDBOARD ENGINEERING CHALLENGE



AN INTRODUCTION TO SCULPTURE

