


Withy Sculptures

Withy Sculptures by Paula Briggs and Sheila Ceccarelli from AccessArt.

Traditionally used for basket weaving and garden sculpture, withies, or willow sticks, are a versatile construction material, ideal for building sculpture.



Withie bird made out of withies and wire by Giorgio Ceccarelli

They are a perfect material for exploring sculptural form and 'drawing in space'. They are light and pliable and the perfect medium for building large scale hanging sculptures and ideal for working with themes surrounding birds, mythical creatures and flying machines.

	Please log in here to access full content.	
Username	<input type="text"/>	
Password	<input type="password"/>	
	<input type="button" value="Login"/>	<input checked="" type="checkbox"/> Remember me

	Forgot Password
--	---------------------------------

To access all content, I would like to join as...

An Individual



Creative practitioners, educators, teachers, parents, learners...

From £3.50

An Organisation...




Schools, Colleges, Arts Organisations: Single and Multi-Users
From £42

AccessArt is a UK Charity and we believe everyone has the right to be creative. AccessArt provides inspiration to help us all reach our creative potential.

Making a Carnival Mask

Making Insect Sculptures

See This Resource Used In
Schools...





Making a Festival Feast from Modroc

Making a sculptural feast out of mod roc and other materials.
[Full AccessArt Members Only](#)

Making a Marionette

You May Also Like...

Visual Arts Planning Collections: Toys, puppets, dolls



Pop up puppets



animating puppets



How to Make Charm Bracelets


Heavy/Light Mobile – Drawing and Making

You May Also Like...

Pathway: Explore Sculpture Through Making a Mobile



Kinetic Mobile Sculpture Workshop with Laura Kohler



Coat-hanger Shells



**Kinetic Mobile Sculpture
Workshop with Laura Kohler**

Making a Blind Contour Drawing

Drawing Water!

Drawings of Inventions Inspired by Leonardo Da Vinci

Thinking through drawing: inventions inspired by everyday objects and by Leonardo Da Vinci's drawings. Using carbon paper as a way to make small mono prints, and making collaged drawings with graph paper and tracing paper. [Full AccessArt Members Only](#)

Ink Drawings: Making Drawing Tools and Mark Making

Using sepia and indian ink to explore mark making. Includes making your own drawing tools. [Full AccessArt Members Only](#)

Making Modroc Sculpture

Making sculptural pets from modroc.

Drawing with Tape on Walls with Rebecca Hoyes

Drawing with a difference! Using tape to make a drawing on a wall – a great social project. [Full AccessArt Members Only](#)

Making Paper Bowls with Lisa Smith

Making paper bowls from coiled newspaper – easy and very effective – ideal for children and families. [Full AccessArt Members Only](#)

Acrylic Painting: ‘Food,

Glorious Food'

Inspired by food – simple still lifes in acrylic.

Gestural Mark Making with Acrylic Paint

Exploring mark making in acrylic paint using variety of tools. This workshop also incorporates drawing and collage and is suitable for even very young children.

Drawings with Mass: Potatoes, Playmobil and Henry Moore

Inspired by drawings by Henry Moore – making weighty drawings with ink, wax and graphite

Drawing with Wire like Calder, and Backwards

Forwards Sketching

Drawing with wire can be tricky – this workshop uses a warm-up exercise to help you see the important lines. Suitable for children and adults.

Drawing Toys Inspired by Gwen John's Cats!

Taking inspiration from the cats sketched by Gwen John, we worked with 6 to 10 year olds to use graphite, charcoal and wash to sketch toys.