

Drawing Cartoon Characters – A School Full of Characters!

Drawing Cartoon Characters By **Paula Briggs**

In this workshop we explored capturing facial expressions through cartoon sketches with children aged 6 to 10.

First of all we started with our warm-up exercise. Each child was given a small round mirror and they were asked to make a **continuous line drawing** of their eyes using a writing pen. Curiously beautiful drawings emerged.

	Please log in here to access full content.	
Username	<input type="text"/>	
Password	<input type="password"/>	
	<input type="button" value="Login"/>	<input checked="" type="checkbox"/> Remember me
	Forgot Password	

To access all content, I would like to join as...

An Individual



Creative practitioners, educators, teachers, parents, learners...

From £3.50

An Organisation...



Schools, Colleges, Arts Organisations: Single and Multi-Users
From £42

AccessArt is a UK Charity and we believe everyone has the right to be creative. AccessArt provides inspiration to help us all reach our creative potential.

You May Also Like...

**Visual Arts Planning Collections:
Portraits**



DRAWING FROM LIFE & MAKING CARTOON CHARACTERS




Drawing cartoon animals



Turning Paper into Fur – Creative Drawing Prompts

**See This Resource Used In
Schools...**





You May Also Like...

Pathway: Making Birds



[Featured in the 'Making Birds' pathway](#)

Drawing Like a Caveman – Handprint Art

Life Drawing for Children (and acting up a bit!)

Children loved this workshop in which we used props to

encourage children to draw each other. [Full AccessArt Members Only](#)

Sewn Signature Binding – A Sketchbook Idea


Elastic Band Sketchbook

Drawing Cartoon Animals

How to Use Modroc

You May Also Like...

Pathway: Using Art To Explore Global Issue



[This is featured in the 'Using Art To Explore Global Issue' pathway](#)

Pathway: Festival Feasts



[This is featured in the 'Festival Feasts' pathway](#)

Pathway: Drawing and Making Inspired by

Maurice Sendak



This is featured in the 'Drawing and Making Inspired by Maurice Sendak' pathway

session recording: exploring modroc



How to Make an Armature

Paula Briggs shows, how to make an armature explains how make an armature using sticks and a glue gun, and focuses around making figurative sculpture (sculpture about the body).

Gentle Eye Drawings – A Creative Drawing Exercise

Only

Installation Art

Making Mummies & Sarcophagi

The Haptic Body

Squiggle Drawings & Autumn Floor Drawings


You May Also Like...

Pathway: Explore and Draw



[Featured in the 'Explore and Draw' Pathway](#)

Talking Points: Artists as Collectors and explorers



Talking Points: What is Composition?



**The ABC of Tools – PDF
Download**

Easy Printmaking Techniques

I am AccessArt: Tracy McGuinness-Kelly

Artist Tracy McGuinness-Kelly shares her inspiration and processes.

How to Make a Mummy and Sarcophagi PDF

Sketchbooks in Schools Evaluation Report

Shy Drawing, Loud Drawing PDF Download

Think creatively about how you make a drawing. [Full AccessArt Members Only](#)